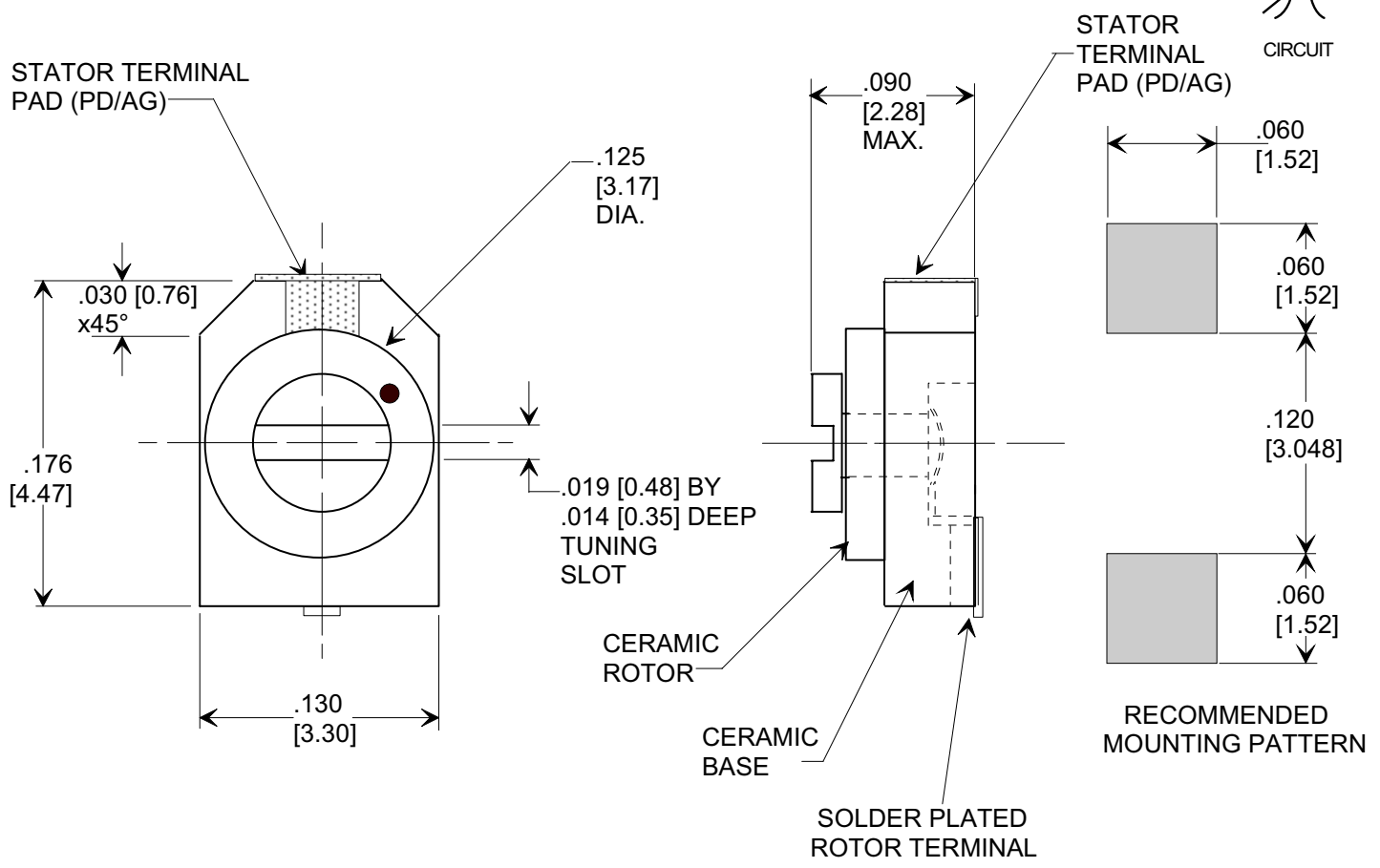
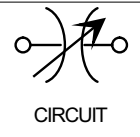
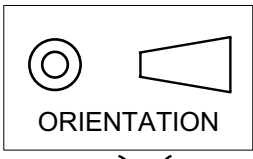


MARKETING SALES DRAWING

Electrical Testing
per Tusonix standard
test plans and Mil-Std-202
Test Methods.

DIMENSIONS IN INCHES - DO NOT SCALE THIS DRAWING
DIMENSIONS IN METRIC - []



SPECIFICATIONS

TUSONIX PART NO.	512-000A3.0-10
Value:	3.0-10 pF
Value Tol.:	SEE NOTE 2
Temp. Coef.:	Diel. Code A (NP0 ± 200)
Rating:	100 VDC @ 125 °C
Operating Range:	-55°C TO + 125°C
DWV	200 vdc
Q @ 1 MHz	500 MIN.
To Tusonix Spec Unless Stated Otherwise	

NOTES:

1. PACKAGE: BULK OR BLISTER TAPE TO IEC-60286-3 TYPE II AND EIA-481-A [12MM], 7" [177.80] DIAMETER REEL 13" [330.20] DIAMETER REEL OPTIONAL
2. MUST MEET MIN/ MAX RATED CAPACITANCE.
3. TORQUE 0.14 - 2.0 OZ. IN [0.1 - 1.4 Ncm.]

X-2015 Rev-0 REVISION RECORD Original Release C.O. 20030605-1-04	0	--TOLERANCES-- Unless Otherwise Specified	Title	
			SURFACE MOUNT TRIMMER	
		DECIMAL ±.005 [0.13]	Drawn L.E. 06-16-03	
		ANGLES ±	Approved T.C. 06-16-03 Scale 10x	
		TUSONIX TUCSON, ARIZONA	A	512-000 A 3.0 - 10