

NOTE

- 嵌合相手: 51382シリーズ  
MATE WITH: 51382 SERIES
- 偶数極 (列) に適用。  
APPLY EVEN CIRCUIT PRODUCTS.
- キングは両外側の位置に付加。  
KINK TO BE APPLIED BOTH ENDS.
- 材質  
MATERIALS  
ハウジング: ポリエステル(PBT) UL94V-0  
HOUSING: POLYESTER(PBT) UL94V-0  
ピン: 黄銅  
PIN: BRASS
- めっき  
FINISHES  
ピン: 錫めっき, リフロー処理(前めっき) めっき厚: 1.0µm MIN.  
ニッケル下地めっき, めっき厚: 0.5µm MIN.  
PIN: PRE-TIN PLATED, (HEAT TREATED MATTE TIN)  
PLATING THICKNESS: 1.0µm MIN.  
NICKEL UNDERPLATE OVERALL  
PLATING THICKNESS: 0.5µm MIN.

△ 製品番号 MATERIAL NO.

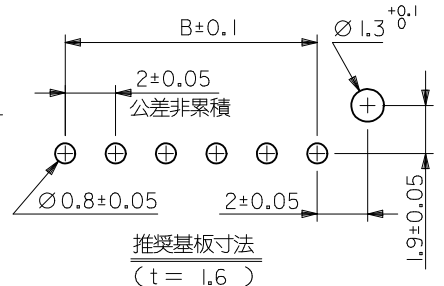
55932-\*\*\*\*

極数 CIRCUIT SIZE

色 COLOR

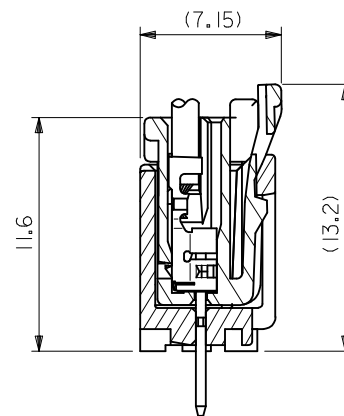
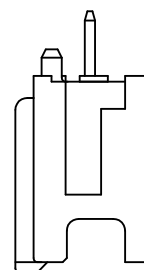
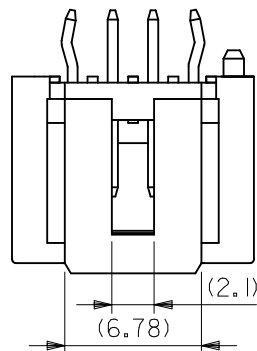
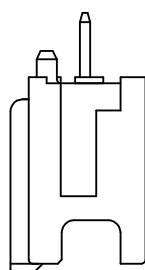
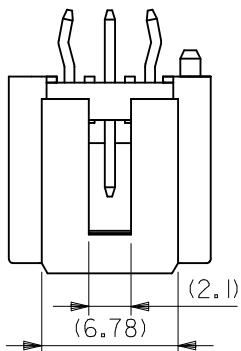
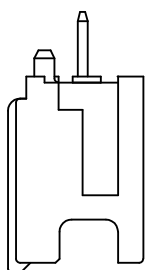
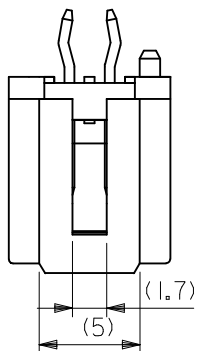
10	自然色 (白) NATURAL (WHITE)
11	黒 BLACK
12	赤 RED
13	黄 YELLOW
14	青 BLUE
15	桃 PINK
16	緑 GREEN
17	茶 BROWN
18	橙 ORANGE
19	紫 VIOLET
41	灰 GRAY
43	蛍光黄 FLUORESCENCE YELLOW
44	水 PALE BLUE
46	黄緑 YELLOWISH GREEN

31	28	34	55932-15**	15
29	26	32	55932-14**	14
27	24	30	55932-13**	13
25	22	28	55932-12**	12
23	20	26	55932-11**	11
21	18	24	55932-10**	10
19	16	22	55932-09**	9
17	14	20	55932-08**	8
15	12	18	55932-07**	7
13	10	16	55932-06**	6
11	8	14	55932-05**	5
9	6	12	55932-04**	4
7	4	10	55932-03**	3
5	2	8	55932-02**	2
C	B	A	MATERIAL NO.	CKT.

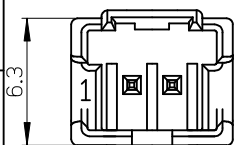


REVISED EC NO: J2017-0480 DRW: KUSATO 2017/03/13 CHK: AIDA 2017/03/13 APPR: KANEKO 2017/03/16	GENERAL TOLERANCES (UNLESS SPECIFIED)		DIMENSION STYLE MM ONLY		SCALE ---	DESIGN UNITS METRIC	THIRD ANGLE PROJECTION
	0.25 UNDER	UNDER	±0.03	DRAWN BY T. NIITSU	DATE '02/02/08	TITLE 2.0 W/B SINGLE CONN. PLUG HOUSING ASS'Y ST -LEAD FREE-	
	0.25 OVER	0.5 UNDER	±0.05	CHECKED BY K. ASAKAWA	DATE '03/06/12		
	0.5 OVER	1.0 UNDER	±0.1	APPROVED BY T. YAMAGUCHI	DATE '03/06/12		
	1.0 OVER	10 UNDER	±0.2	MATERIAL NO.	DOCUMENT NO.	SHEET NO.	
30 OVER	30 UNDER	±0.25	SEE CHART		SD-55932-002	1 OF 2	
ANGULAR	±3 °	±0.3	THIS DRAWING CONTAINS INFORMATION THAT IS PROPRIETARY TO MOLEX ELECTRONIC TECHNOLOGIES, LLC AND SHOULD NOT BE USED WITHOUT WRITTEN PERMISSION				
DRAFT WHERE APPLICABLE MUST REMAIN WITHIN DIMENSIONS		SIZE A3					

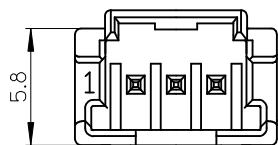
10 9 8 7 6 5 4 3 2 1



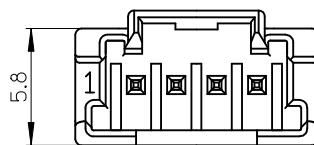
嵌合断面図



2 CIRCUIT



3 CIRCUIT



4 CIRCUIT 以上

MODEL NO. : 55932-\*\*\*\*

<b>REVISED</b> EC NO: J2017-0480 DRW: KUSATO 2017/03/13 CHK: DAIDA 2017/03/13 APPR: KANEKO 2017/03/16	GENERAL TOLERANCES (UNLESS SPECIFIED)			DIMENSION STYLE MM ONLY		SCALE ---	DESIGN UNITS METRIC	THIRD ANGLE PROJECTION	
	0.25 UNDER	UNDER	±0.03	DRAWN BY	DATE	TITLE			
	0.25 OVER	0.5 UNDER	±0.05	T. NIITSU	'02/02/08	2.0 W/B SINGLE CONN. PLUG HOUSING ASS'Y ST -LEAD FREE-			
	0.5 OVER	1.0 UNDER	±0.1	CHECKED BY	DATE				
	1.0 OVER	10 UNDER	±0.2	K. ASAKAWA	'03/06/12				
	10 OVER	30 UNDER	±0.25	APPROVED BY	DATE	DOCUMENT NO.		SHEET NO.	
30 OVER		±0.3	T. YAMAGUCHI	'03/06/12	SD-55932-002		2 OF 2		
ANGULAR	±3 °		MATERIAL NO. SEE SHEET 1		THIS DRAWING CONTAINS INFORMATION THAT IS PROPRIETARY TO MOLEX ELECTRONIC TECHNOLOGIES, LLC AND SHOULD NOT BE USED WITHOUT WRITTEN PERMISSION				
DRAFT WHERE APPLICABLE MUST REMAIN WITHIN DIMENSIONS									

9 8 7 6 5 4 3 2 1