

NOTES:

1. MATERIALS AND FINISHES:
 BODY, COUPLING NUT, FERRULE - BRASS, NICKEL PLATING
 BULLET CONTACT - BRASS, GOLD PLATING
 CONTACT - BeCu, GOLD PLATING
 INSULATORS - PTFE, NATURAL
 GASKET - SILICON RUBBER, RED
 HEAT SHRINK TUBING - CROSSLINKED POLYOLEFIN

2. ELECTRICAL:
 A. IMPEDANCE: 50 OHM
 B. FREQUENCY RANGE: DC -6 GHz
 C. VSWR : 1.10 MAX
 D. DIELECTRIC WITHSTANDING VOLTAGE: 1000 VRMS, MIN.

3. MECHANICAL:
 A. DURABILITY: 500 CYCLES MIN.
 B. TEMPERATURE RANGE: -65° C TO +165° C

4. PACKAGING:
 A. QUANTITY: SINGLE PACK
 B. MARKING: BAG TO BE MARKED
 "AMPHENOL RF, 82-6556, AND DATE CODE"

5. RECOMMENDED CABLE ASSEMBLY INSTRUCTIONS:
 A. TRIM CABLE AS SHOWN.
 B. SLIDE HEAT SHRINK TUBING, FERRULE AND INSULATOR DISC ONTO CABLE.
 C. SOLDER CABLE CENTER CONDUCTOR TO CONTACT.
 D. INSERT CABLE WITH FOIL ENTERING CONNECTOR AND BRAID OVER KNURL.
 E. CRIMP FERRULE OVER BRAID WITH 0.255" HEX DIE.
 F. APPLY HEAT SHRINK TUBING OVER FERRULE.
 G. HEAT SHRINK TUBING SHOULD FULLY (360 DEG) COVER THE BUMP ON BODY AND END WITHIN AREA "A"

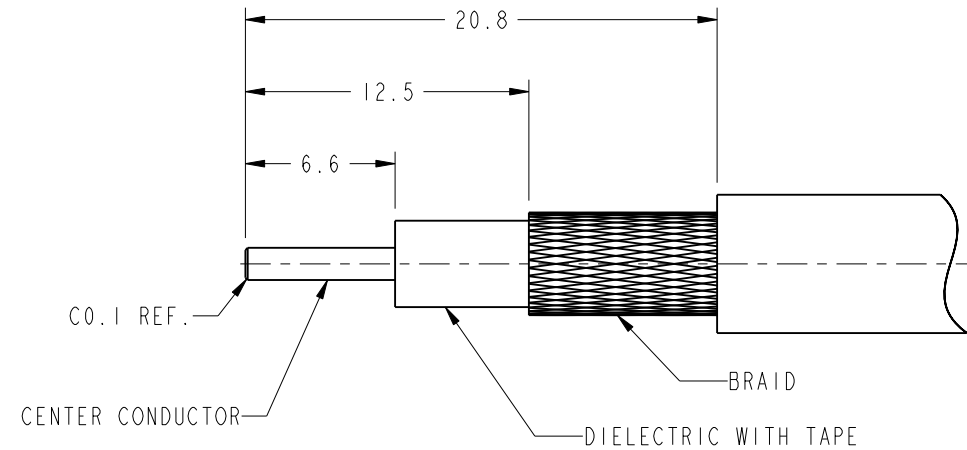
6. RECOMMENDED COUPLING TORQUE : 6-10 IN-LBS.

7. SHOW CABLE ENTRY DIMENSIONS.

THIRD ANGLE PROJ.

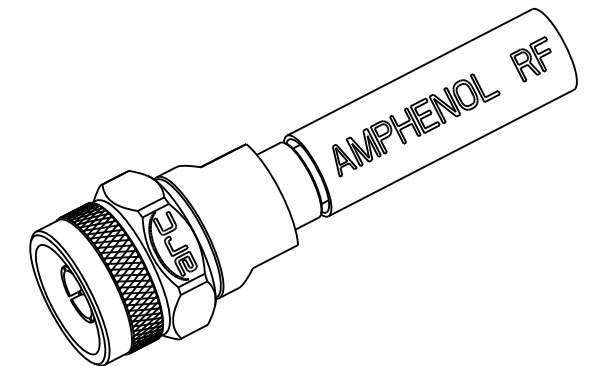
REVISIONS

REV	DESCRIPTION	DATE	ECO	APPR
A	RELEASE TO MFG.	19-Mar-13	49372	TD

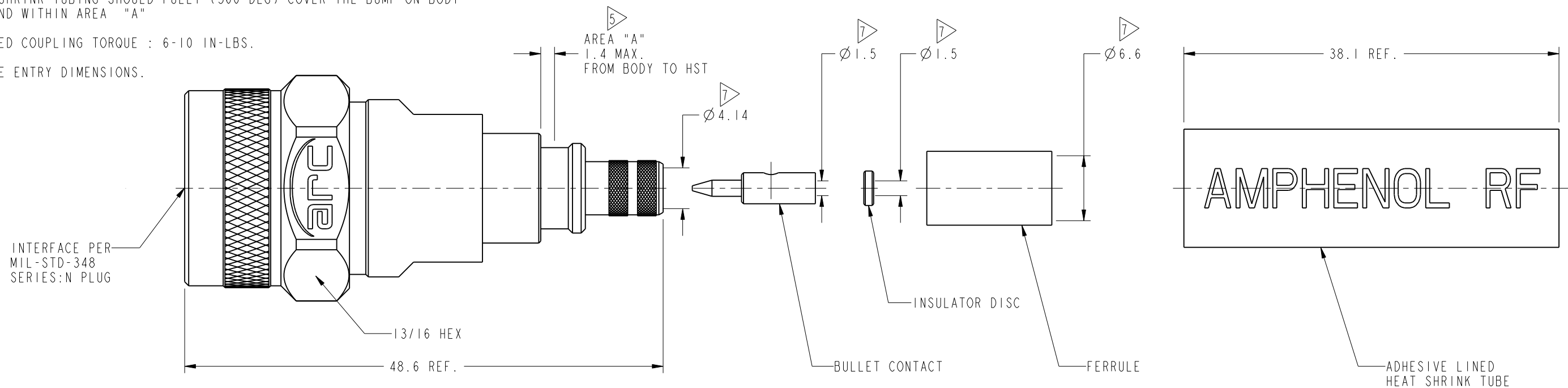


SCALE 3.000

RECOMMENDED CABLE STRIPPING DIMENSIONS



SCALE 1.000



CUSTOMER OUTLINE DRAWING

ALL OTHER SHEETS ARE FOR INTERNAL USE ONLY

UNLESS OTHERWISE SPECIFIED, DIMENSIONS ARE IN METRIC AND TOLERANCES ARE:
 <0.5mm ±0.05mm 0.5 - 6mm ±0.1mm 6 - 30mm ±0.2mm 30 - 120mm ±0.3mm ANGLES ±1°

NOTICE - These drawings, specifications, or other data (1) are, and remain the property of Amphenol corp. (2) must be returned upon request; and (3) are confidential and not to be disclosed to any person other than those to whom they are given by Amphenol Corp. the furnishing of these drawings, specifications, or other data by Amphenol Corp., or to any other person to anyone for any purpose is not to be regarded by implication or otherwise in any manner licensing, granting rights to permitting such holder or any other person to manufacture, use or sell any product, process or design, patented or otherwise, that may in any way be related to or disclosed by said drawings, specifications, or other data.

MATERIAL SEE NOTES	DRAWN T. DENG	DATE 19-Mar-13	TITLE N STR PLUG IP-67 FOR LMR-240-UF CABLE	Amphenol RF www.amphenolrf.com
REFERENCE EAR # 5423	ENGINEER KARTHIK R	DATE 10-Aug-12	SCALE: 2.3:1.0 SHEET 2 OF 2	DRAWING NO. 82-6556
CONFIGURATION LEVEL:	APPROVED S. HSIEH	DATE 19-Mar-13	DWG SIZE B	ITEM NO. 82-6556
FINISH	CAD FILE		REV A	PART NO. 82-6556