

Network cable - NBC-M12FSBPS-R4AC-93E/0,5-OR - 1408357


Please be informed that the data shown in this PDF Document is generated from our Online Catalog. Please find the complete data in the user's documentation. Our General Terms of Use for Downloads are valid (<http://phoenixcontact.com/download>)



Assembled Ethernet cable, CAT5e, shielded, 2-pair, 26 AWG stranded (7-wire), RAL 5021 (water blue), M12 flush-type socket, rear/screw mounting with SPEEDCON to RJ45 plug/IP20, line, length 0.5 m

RoHS

Key Commercial Data

Packing unit	1 STK
GTIN	 4 046356 804196
GTIN	4046356804196

Technical data

Mechanical characteristics

Number of positions	4
Shielded	yes
Insertion/withdrawal cycles	≥ 100
Cable diameter	6.70 mm
Cable outlet	straight
Cable structure	2x2xAWG26/7; SF/UTP
Length of cable	0.5 m
Degree of protection	IP20
No. of cable outlets	1

Ambient conditions

Ambient temperature (operation)	-25 °C ... 60 °C (cable, fixed installation)
	-5 °C ... 60 °C (cable, flexible installation)

Material data

Outer sheath, material	PUR
External sheath, color	water blue RAL 5021

Electrical characteristics

Network cable - NBC-M12FSBPS-R4AC-93E/0,5-OR - 1408357

Technical data

Electrical characteristics

Rated voltage (III/3)	72 V (DC)
Transmission characteristics (category)	CAT5 (IEC 11801:2002)

Line characteristics

Cable type	Ethernet
Cable structure	2x2xAWG26/7 PIMF
Conductor cross section	2x 2x 0.14 mm ²
AWG signal line	26
Conductor structure signal line	7x 0.15 mm
Core diameter including insulation	≤ 1.05 mm
External cable diameter	6.7 mm
Wire colors	white/orange-orange, white/green-green
External sheath, color	water blue RAL 5021
Transmission medium	Copper
Insulation resistance	≥ 5 GΩ*km
Conductor resistance	≤ 150 Ω/km
Transmission characteristics (category)	CAT5 (IEC 11801:2002)
Working capacitance	42 pF
Wave impedance	100 Ω ±5 % (at 100 MHz)
Signal speed	0.72 c
Shield attenuation	60 dB (up to 1000 MHz)
Coupling resistance	5.00 mΩ/m (at 10 MHz)
Nominal voltage, cable	max. 125 V
Test voltage, cable	1000 V
Twisted pairs	2 cores to the pair
Type of pair shielding	Aluminum-lined polyester foil
Overall twist	Two pairs with two fillers to the core
Shielding	Tinned copper braided shield
Outer sheath, material	PUR
Material conductor insulation	Cell PE
Conductor material	Bare Cu litz wires
Cable weight	42 kg/km
Smallest bending radius, movable installation	34 mm
Special properties	Free of substances which would hinder coating with paint or varnish
Flame resistance	complying with IEC 60332-2-2
Halogen-free	complying with IEC 60754-1/2
Resistance to oil	in accordance with DIN EN 60811-2-1
Other resistance	Microbe resistance as per VDE 0282 section 10
	Hydrolysis resistance as per DIN 53504
Ambient temperature (operation)	-40 °C ... 70 °C (cable, fixed installation)
	-10 °C ... 50 °C (cable, flexible installation)

Network cable - NBC-M12FSBPS-R4AC-93E/0,5-OR - 1408357

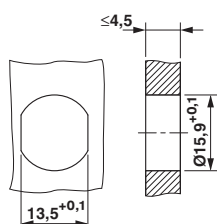
Technical data

Environmental Product Compliance

REACH SVHC	Lead 7439-92-1
China RoHS	Environmentally Friendly Use Period = 50
	For details about hazardous substances go to tab "Downloads", Category "Manufacturer's declaration"

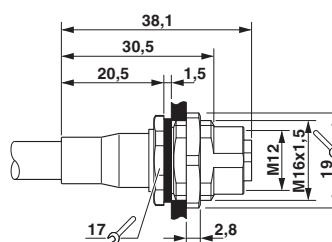
Drawings

Dimensional drawing



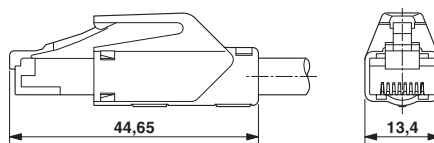
Housing cutout for M16 fastening thread, mounting panel with feed-through hole (alternatively with surface as protection against rotation)

Dimensional drawing



M12 flush-type connector

Dimensional drawing



Approvals

Approvals

Approvals

EAC

Ex Approvals

Approval details

EAC		B.00767
-----	--	---------

Phoenix Contact 2018 © - all rights reserved
<http://www.phoenixcontact.com>

PHOENIX CONTACT GmbH & Co. KG
Flachsmarktstr. 8
32825 Blomberg
Germany
Tel. +49 5235 300
Fax +49 5235 3 41200
<http://www.phoenixcontact.com>