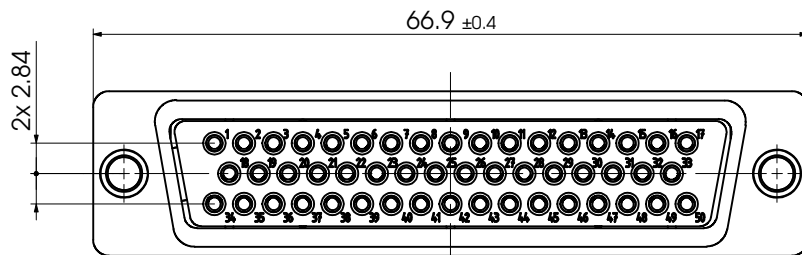
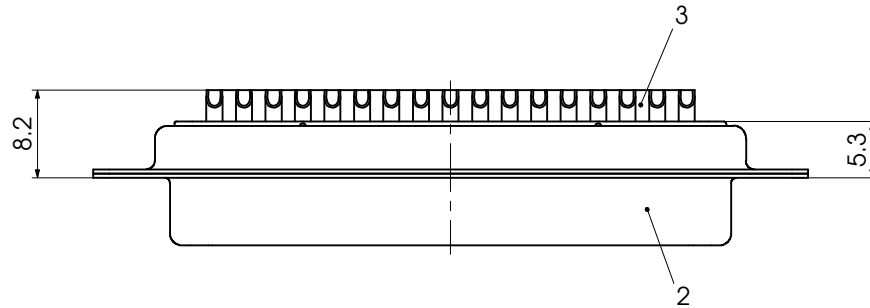
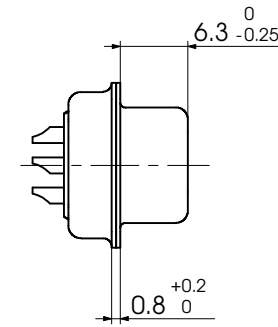
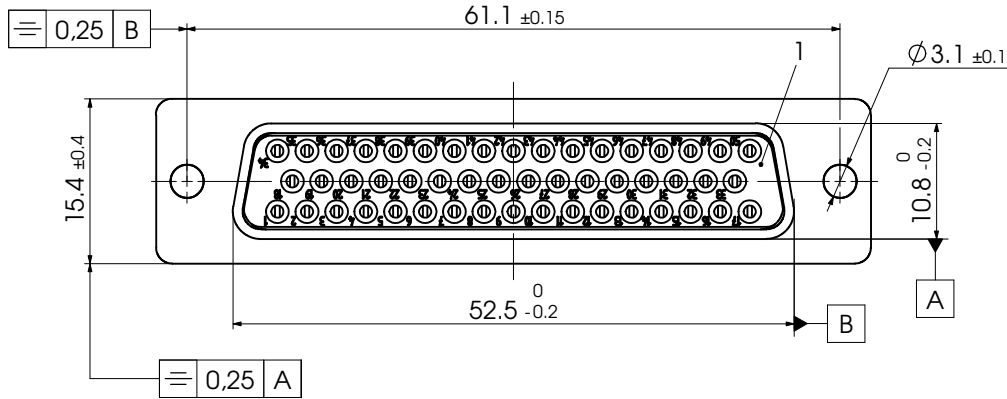


COMMENT:  
 ALL RIGHTS ARE RESERVED BY US FOR THIS DRAWING. WITHOUT OUR PRIOR CONSENT,  
 THIS DRAWING IS NOT TO BE REPRODUCED, COPIED, STORED IN A RETRIEVING SYSTEM,  
 AND IT ALSO MAY NOT BE IMPROPERLY USED BY THE RECEIVER, OR A THIRD PARTY.



for performance classes 1, 2 or 3  
 (contact cycle for G1/G2/G3 = 500/200/50)

3	50	Signal contact	S0 / Brass	G1/G2/G3 / AWG 20
2	1	Shell	Steel	tin plated
1	1	Insulator	PBT (-55°C - +125°C)	white
No.	St.	Part	Type Description/Material	Surface plating/Colour/Class

				SCALE	TITLE
				2:1	D-Sub Miniature Connector
		NAME / DATE			
		DRAWN Denzinger 05-03-2003			
		CHECKED Floßmann 05-03-2003			
				DWG.NO.	
		fctgroup.com		F50S0Gy	REV. 1
1				REPLACEMENT FOR:	F50S0Gy a
REV.	DATE	CH.-NO.	ORIGINAL: DIN A3-DRAWING AS A FILE		PAGES 1