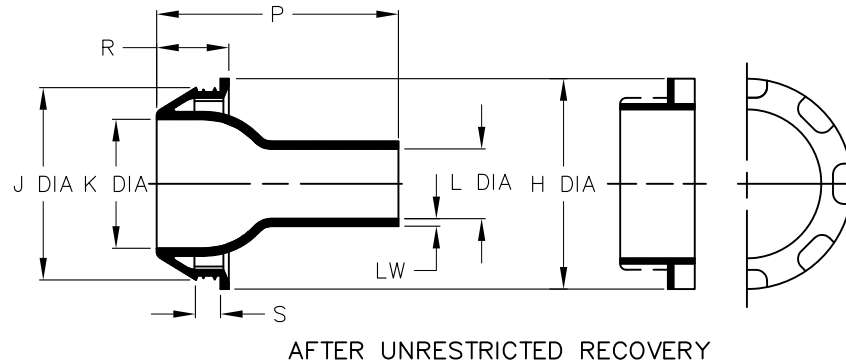
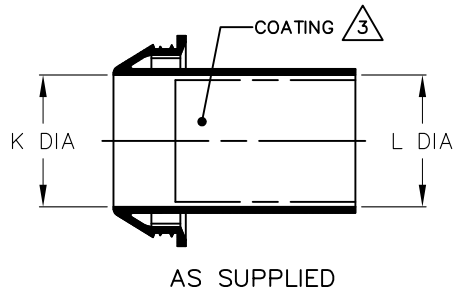
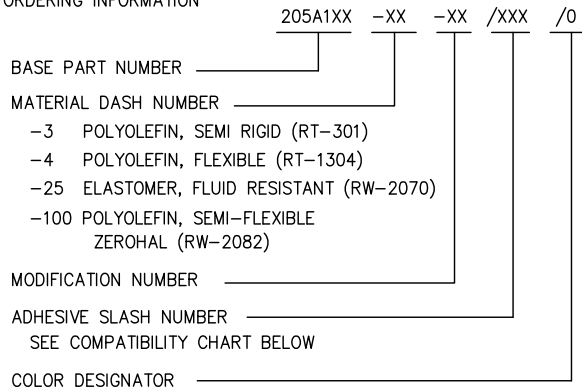


NOTES

- ALL DIMENSIONS ARE IN $\frac{\text{INCHES}}{\text{MILLIMETERS}}$
- DIMENSIONS APPEARING IN TABLE ARE AS FOLLOWS:
 - a - AS SUPPLIED
 - b - AFTER UNRESTRICTED RECOVERY

3. COATING (ADHESIVE): IS OPTIONAL AS SUPPLIED DIMENSIONS APPEARING IN TABLE ARE FOR UNCOATED PARTS. WHEN COATING IS ADDED, ENTRY DIAMETER WILL BE REDUCED BY .06 [1.5] MAX.

4. ORDERING INFORMATION



REVISIONS		
LTR	DESCRIPTION	DATE
F	REVISED PER ECO-11-007558	04/11/2011

TABLE OF DIMENSIONS

PART DESCRIPTION	H		J		K		L		P	R	S	LW	CABLE O.D. RANGE		HOLE DIAMETER			
	MAX	b	MAX	b	MIN	±8% b	MIN	MAX	±10% b	±10% b	±10% b	±20% b	MIN	MAX	.063±.02 [1,6±0,5]	.125±.02 [3,2±0,5]	.250±.02 [6,4±0,5]	
															PANEL THICKNESS	PANEL THICKNESS	PANEL THICKNESS	
205A112	1.16 [29,5]	1.01 [25,7]	.44 [11,2]	.50 [12,7]	.44 [11,2]	.17 [4,3]	1.75 [44,5]	.65 [16,5]	.26 [6,6]	.06 [1,5]	.17 [4,3]	.40 [10,2]	.98 [24,9]	.99 [25,2]	1.00 [25,4]	.98 [24,9]	.99 [25,2]	1.00 [25,4]
205A123	1.50 [38,1]	1.34 [34,0]	.71 [18,0]	.78 [19,8]	.71 [18,0]	.38 [9,7]	2.20 [55,9]	.65 [16,5]	.26 [6,6]	.07 [1,8]	.38 [9,7]	.70 [17,8]	1.27 [32,3]	1.28 [32,5]	1.31 [33,3]	1.27 [32,3]	1.28 [32,5]	1.31 [33,3]
205A134	2.00 [50,8]	1.83 [46,5]	1.09 [27,7]	1.20 [30,5]	1.09 [27,7]	.65 [16,5]	2.25 [57,2]	.70 [17,8]	.26 [6,6]	.10 [2,5]	.65 [16,5]	1.05 [26,7]	1.74 [44,2]	1.75 [44,5]	1.78 [45,2]	1.74 [44,2]	1.75 [44,5]	1.78 [45,2]
205A145	2.30 [58,4]	2.15 [54,6]	1.39 [35,3]	1.50 [38,1]	1.39 [35,3]	.99 [25,2]	3.00 [76,2]	.69 [17,5]	.26 [6,6]	.09 [2,3]	1.00 [25,4]	1.35 [34,3]	2.04 [51,8]	2.06 [52,3]	2.09 [53,1]	2.04 [51,8]	2.06 [52,3]	2.09 [53,1]
205A155	3.06 [77,7]	2.97 [75,4]	1.82 [46,2]	1.98 [50,3]	1.82 [46,2]	1.28 [32,5]	3.60 [91,4]	.78 [19,8]	.27 [6,9]	.10 [2,5]	1.28 [32,5]	1.80 [45,7]	2.95 [74,9]	2.97 [75,4]	3.00 [76,2]	2.95 [74,9]	2.97 [75,4]	3.00 [76,2]
205A165	3.92 [99,6]	3.82 [97,0]	2.51 [63,8]	2.76 [70,1]	2.51 [63,8]	1.77 [45,0]	4.50 [114,3]	.83 [21,1]	.27 [6,9]	.12 [3,1]	1.77 [45,0]	2.50 [63,5]	3.78 [96,0]	3.80 [96,5]	3.83 [97,3]	3.78 [96,0]	3.80 [96,5]	3.83 [97,3]

If this document is printed it becomes uncontrolled. Check for the latest revision

Raychem Molded Parts
CUSTOMER DRAWING

COMPATIBILITY CHART

MATERIAL DASH NO.	ADHESIVE (COATING) SLASH NUMBER	ADHESIVE (COATING) S NUMBER
-3	/42; /86;	S-1017; S-1048;
-4	/42; /86;	S-1017; S-1048;
-25	/42; /86; /225	S-1017; S-1048; S-1206
-100	/86;	S-1048;

UNLESS OTHERWISE SPECIFIED DIMENSIONS ARE INCHES. METRIC DIMENSIONS ARE IN BRACKETS.
DECIMAL TOLERANCES
.XXX ± 0.005 [0.13 mm]
.XX ± 0.01 [0.25 mm]
.X ± 0.1 [0.50 mm]
ANGLE TOLERANCE
.X ± 1 DEG.
TYCO ELECTRONICS CORPORATION RESERVES THE RIGHT TO AMEND THIS DRAWING AT ANY TIME. USERS SHOULD EVALUATE THE SUITABILITY OF THE PRODUCT FOR THEIR APPLICATION.
© 2001- 2011 Tyco Electronics Corporation. All rights reserved.

REVISED
UNGUYEN
APPROVED
DHURRELL
THIRD ANGLE PROJECTION

TE Connectivity
STE
TITLE
FEEDTHROUGH, SEAL
SIZE B
CODE IDENT. NO. 06090
DWG. NO. 205A112thru165
SCALE: NTS DO NOT SCALE THIS DRAWING SHEET 1 OF 1