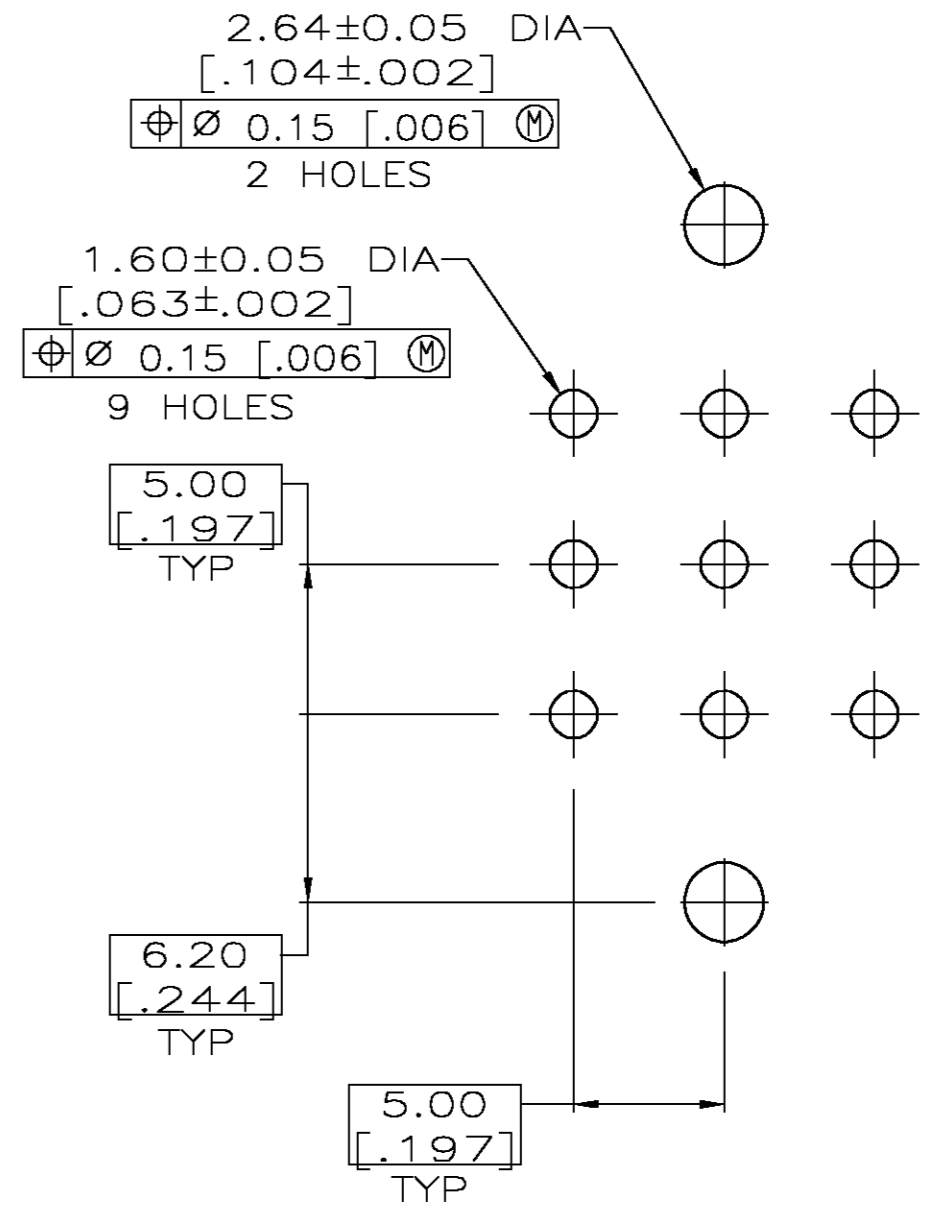
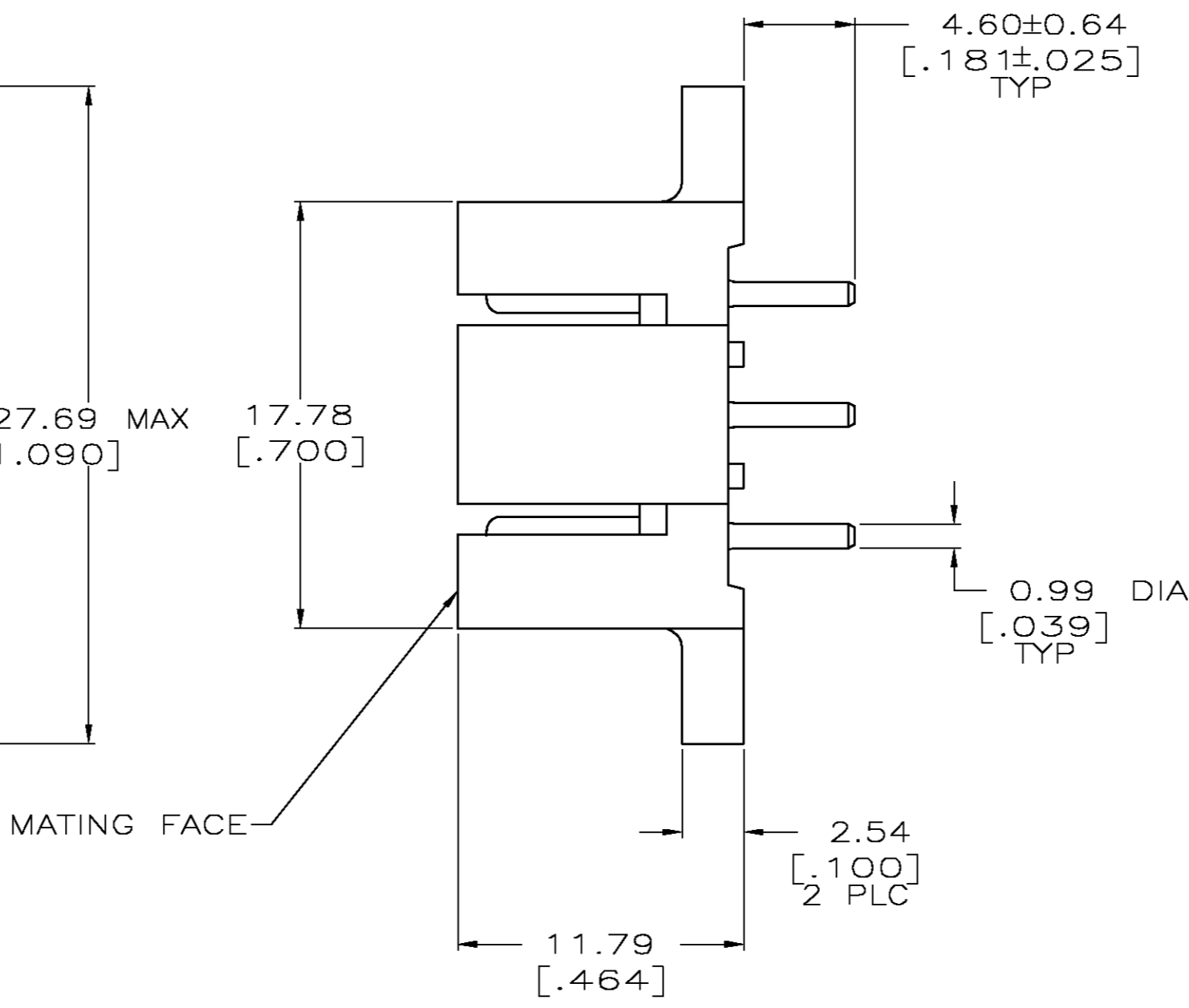
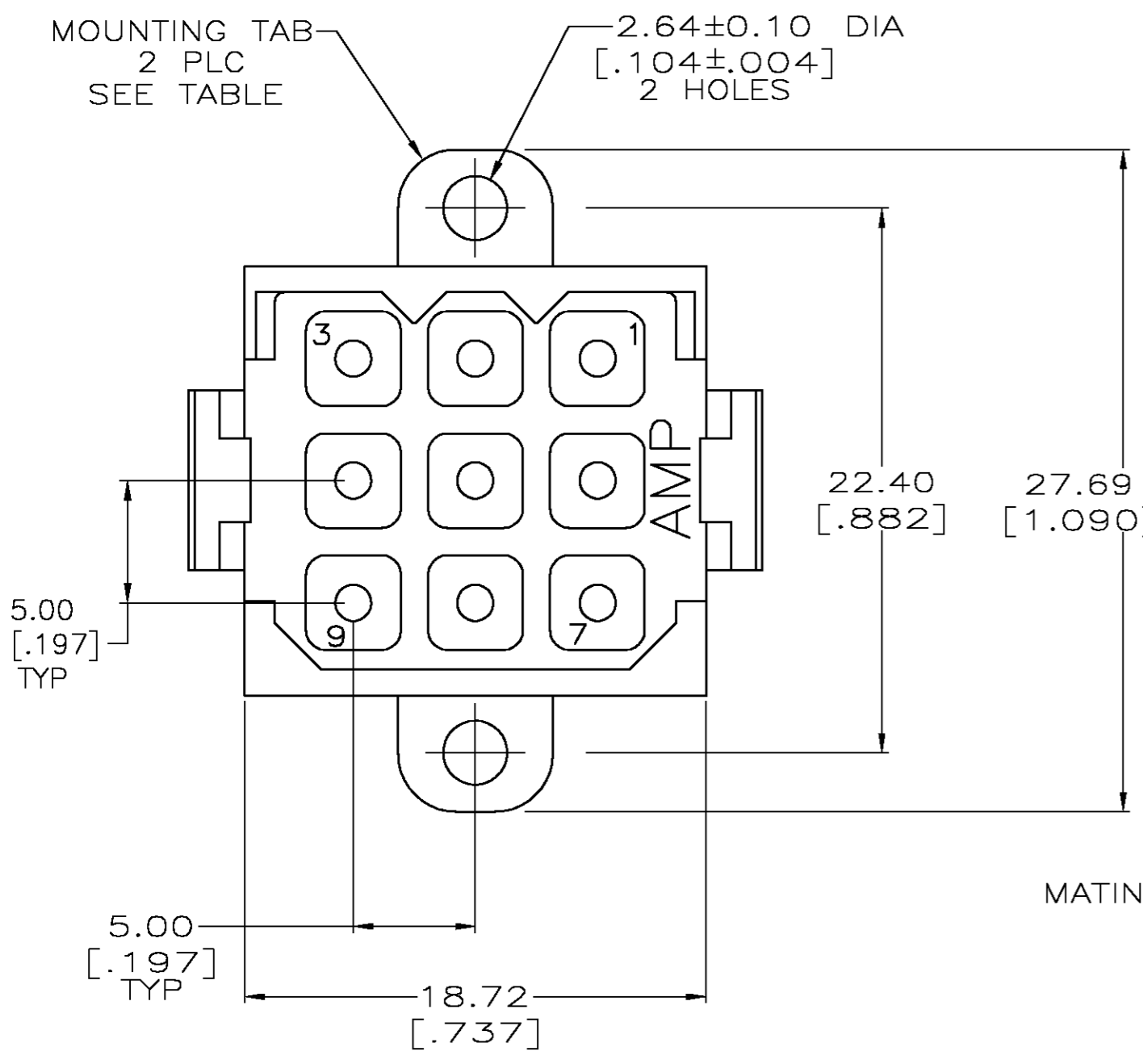
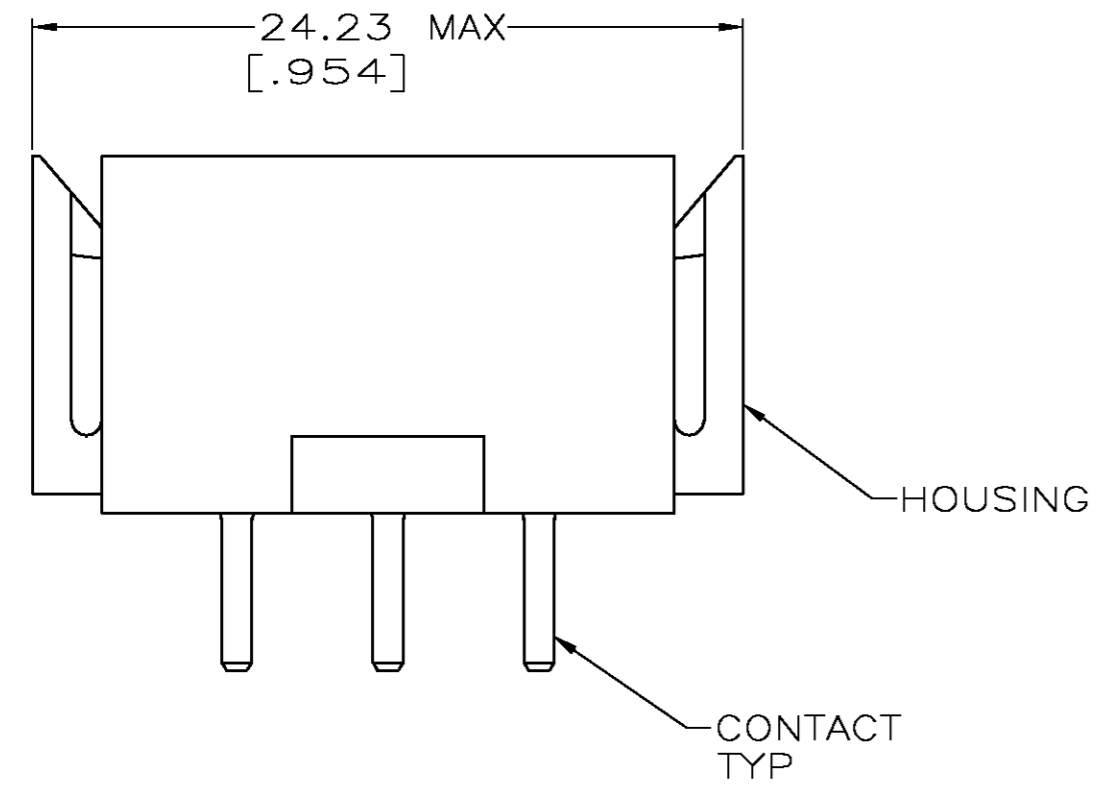


THIS DRAWING IS UNPUBLISHED. RELEASED FOR PUBLICATION
 © COPYRIGHT BY TYCO ELECTRONICS CORPORATION. ALL RIGHTS RESERVED.

LOC		DIST		REVISIONS			
P	LTR	DESCRIPTION	DATE	DWN	APVD		
FT	0	M	REVISED PER 0G3B-0164-05	3/8/05	SS	GS	



RECOMMENDED PC BOARD LAYOUT



- ① NYLON, UL 94V-0 RATED, RED.
- ② BRASS PER ASTM B36.
- ③ 3.81µm [.000150] MIN TIN OVER 2.54µm [.000100] MIN COPPER.
- ④ 0.76µm [.000030] MIN GOLD FOR A LENGTH OF 5.08 [.200] FROM MATING END, 3.81µm [.000150] MIN TIN FOR A LENGTH OF 4.83 [.190] MIN FROM OPPOSITE END, BOTH OVER 1.27µm [.000050] MIN NICKEL.
- ⑤ 3.81µm [.000150] MIN LEAD FREE TIN OVER 2.54µm [.000100] MIN COPPER.
- ⑥ 0.76µm [.000030] MIN GOLD FOR A LENGTH OF 5.08 [.200] FROM MATING END, 3.81µm [.000150] MIN LEAD FREE TIN FOR A LENGTH OF 4.83 [.190] MIN FROM OPPOSITE END, BOTH OVER 1.27µm [.000050] MIN NICKEL.

CONTACT FINISH	MOUNTING TABS	PART NO
⑥	YES	1-207441-0
⑤ ⑥	NO	207441-9
⑤	NO	207441-8
⑤	YES	207441-7
④	NO	207441-4
④	YES	207441-3
③	NO	207441-2
③	YES	207441-1

THIS DRAWING IS A CONTROLLED DOCUMENT.

DIMENSIONS: mm [INCHES]	TOLERANCES UNLESS OTHERWISE SPECIFIED: 0 PLC ± - 1 PLC ± - 2 PLC ± 0.25 [.010] 3 PLC ± - 4 PLC ± - ANGLES ± -	DWN L.SIPE 03/10/92 CHK R.STONE 3-17-92 APVD A.TRAVIS 3-17-92	tyco Electronics Tyco Electronics Corporation Harrisburg, Pa 17105-3608
MATERIAL HOUSING: ① CONTACT: ②	FINISH CONTACT: SEE TABLE	PRODUCT SPEC 108-10033 APPLICATION SPEC	NAME A.TRAVIS PIN HEADER ASSEMBLY, 9 POSITION, METRIMATE
CUSTOMER DRAWING		WEIGHT -	SIZE A2 CAGE CODE 00779 DRAWING NO C=207441 RESTRICTED TO -
		SCALE 4:1	SHEET 1 OF 1 REV M