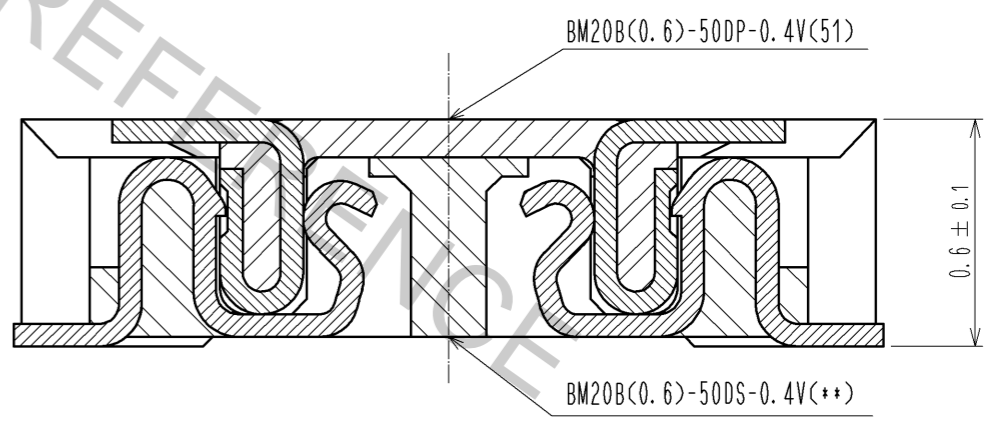


ENGAGEMENT FIGURE (50:1)



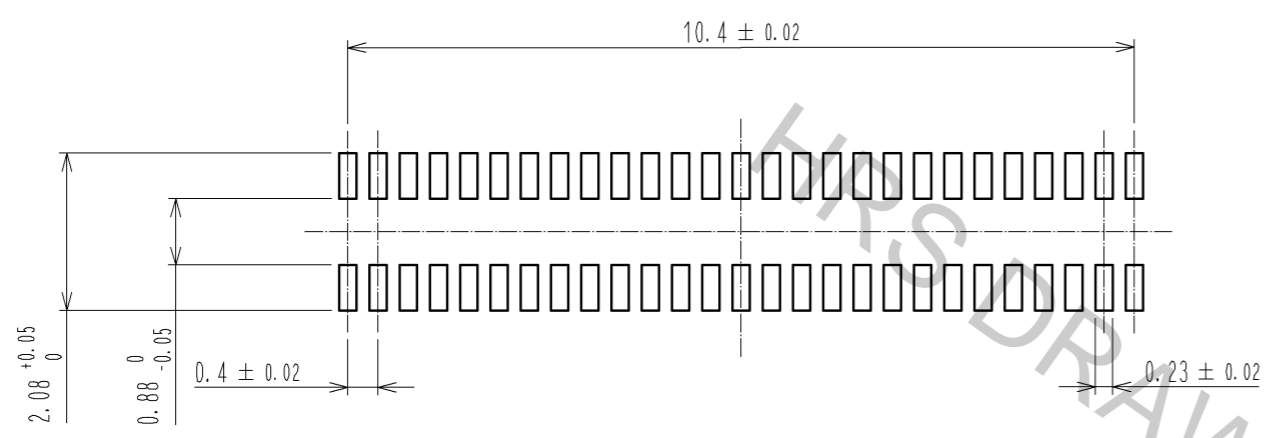
- NOTE 1 . ALL LEAD CO-PLANARITY SHALL BE 0.08mm MAX
- 2 . CONTACT PLATING SPECIFICATIONS
 CONTACT AREA : GOLD 0.05 μm MIN
 SMT LEAD : GOLD 0.05 μm MIN
 UNDER PLATING : NICKEL 1 μm MIN
 (SURFACE : SEALING)
- 3 . EACH CONTACTS AT 4 CORNERS ARE PROVIDED FOR METAL FITTINGS.
- 4 . HRS MARK AND CAV No. ARE INDICATED IN APPROX POSITION SHOWN.
- 5 . A PART OF THE WALL COULD BE NOTCHED.

3	PS	CLEAR (EMBOSSED CARRIER TAPE)	6	PS	CLEAR (REINFORCEMENT COLLAR)				
2	PHOSPHOR BRONZE	2	5	PS	BLACK (PLASTIC REEL)				
1	LCP	UL94 V-0, BLACK	4	POLYESTER	CLEAR (COVER TAPE)				
NO.	MATERIAL	FINISH . REMARKS	NO.	MATERIAL	FINISH . REMARKS				
UNITS	mm	SCALE	10 : 1	COUNT	1	DESCRIPTION OF REVISIONS	DESIGNED	CHECKED	DATE
						DIS-H-008208	KR. AJITO	TS. MIYAZAKI	13. 10. 09
APPROVED : KH. IKEDA		13. 08. 07		DRAWING NO.		EDC3-347093-01			
CHECKED : TS. MIYAZAKI		13. 08. 07		PART NO.		BM20B(0.6)-50DP-0.4V(51)			
DESIGNED : RT. SHIMIZU		13. 08. 07		CODE NO.		CL684-9306-2-51			
DRAWN : KR. AJITO		13. 08. 07							

1 2 3 4 5 6 7 8

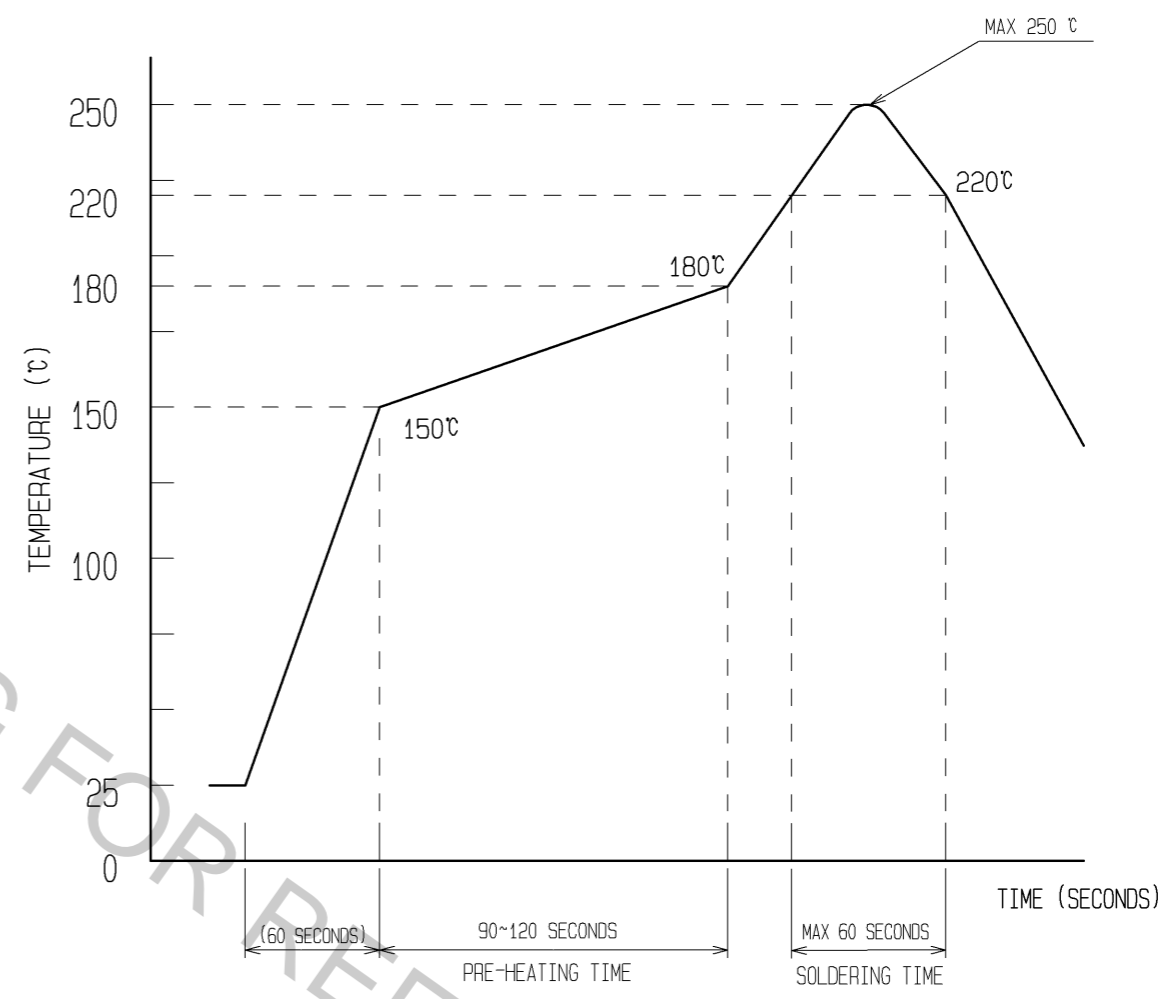
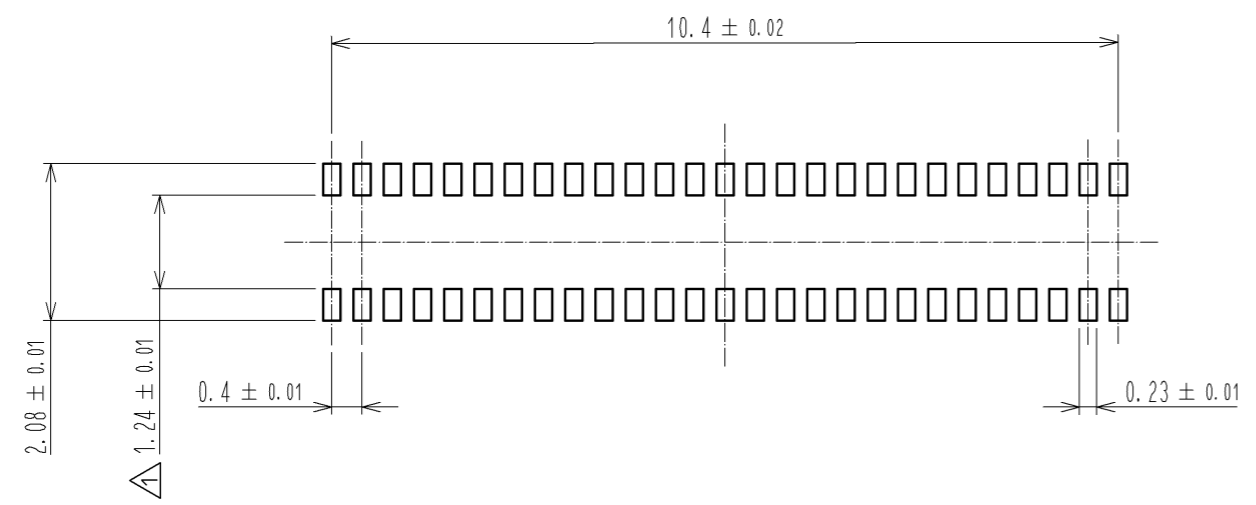
6 RECOMMENDED REFLOW TEMPERATURE PROFILE USING LEAD-FREE SOLDER PASTE.

◆ RECOMMENDED PCB LAYOUT



◆ RECOMMENDED METAL MASK DIMENSIONS

METAL MASK THICKNESS : $100 \mu\text{m}$

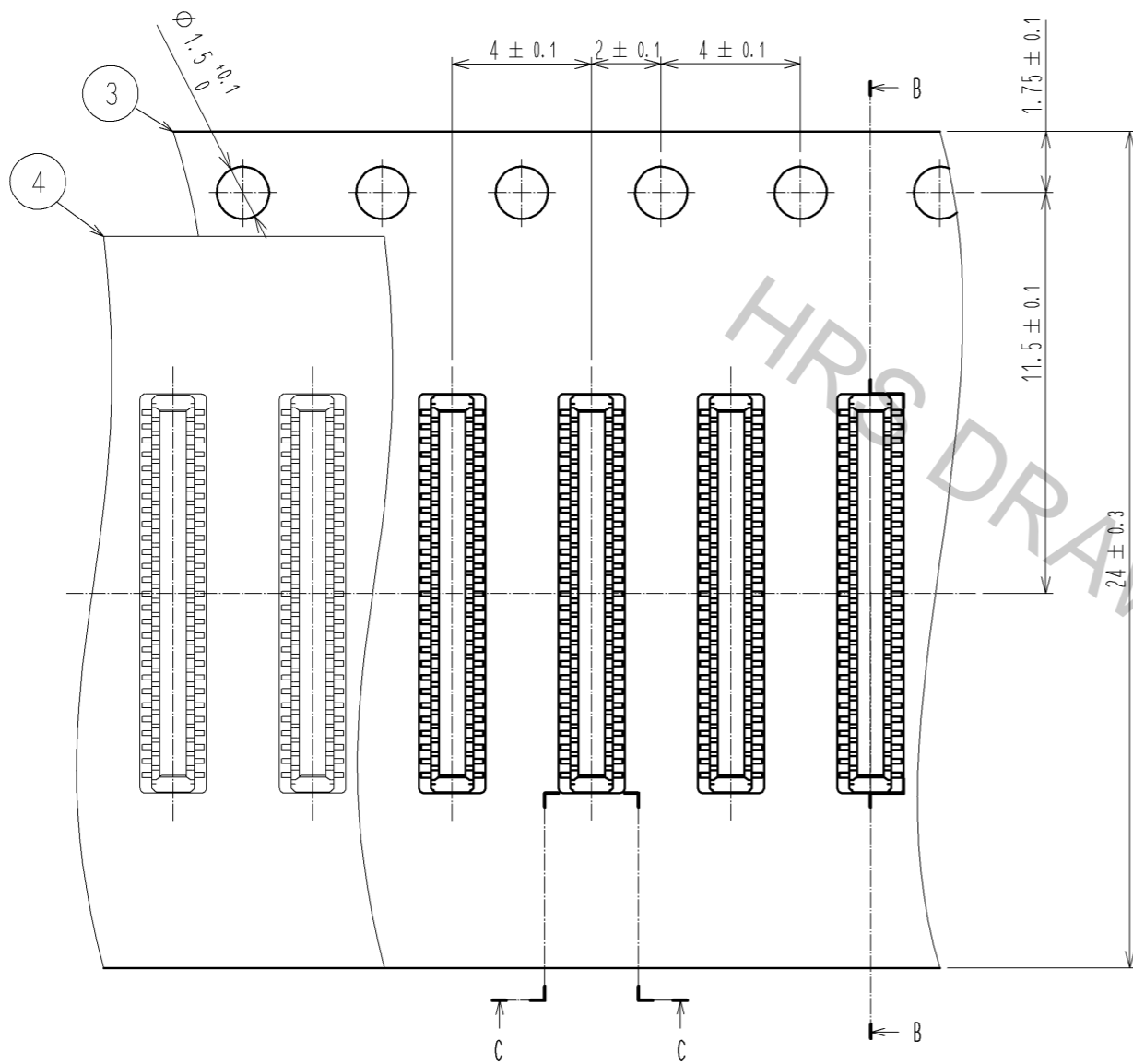


REFLOW METHOD: IR REFLOW
 NUMBER OF REFLOW CYCLES: 2 CYCLES MAX.
 1) REFLOW TIME
 DURATION ABOVE 220°C: 60 SEC MAX.
 (PEAK TEMPERATURE: 250°C MAX)
 2) PRE-HEAT TIME
 PRE-HEAT TEMPERATURE (MIN): 150°C
 PRE-HEAT TEMPERATURE (MAX): 180°C
 PRE-HEAT TIME: 90-120 SEC.

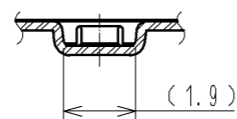
6 THIS TEMPERATURE PROFILE IS PER THE CONDITIONS SHOWN ABOVE. ADDITIONAL FACTORS, SUCH AS SOLDER PASTE TYPE, PCB SIZE AND OTHER MOUNTED COMPONENTS COULD AFFECT THE PROFILE. THEREFORE, A THOROUGH EVALUATION OF MOUNTING CONDITION IS REQUIRED PRIOR TO PRODUCTION. TEMPERATURE IS MEASURED AT CONTACT LEAD.

HRS	DRAWING NO.	EDC3-347093-01
	PART NO.	BM20B(0.6)-50DP-0.4V(51)
	CODE NO.	CL684-9306-2-51

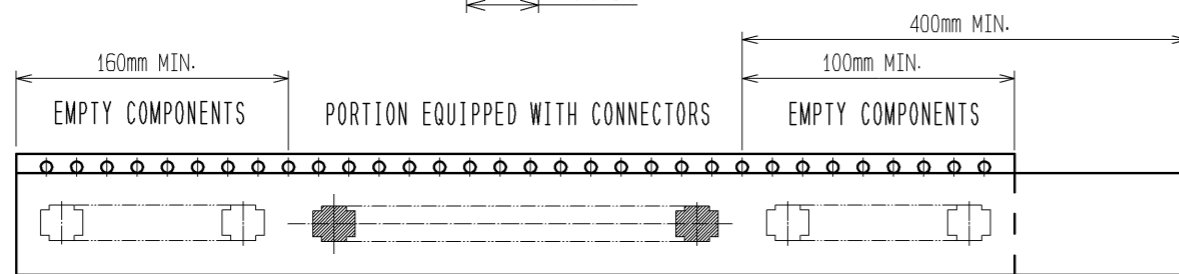

EMBOSED CARRIER TAPE PACKAGING (5:1)



C-C (5:1)



DIRECTION OF UNREELING

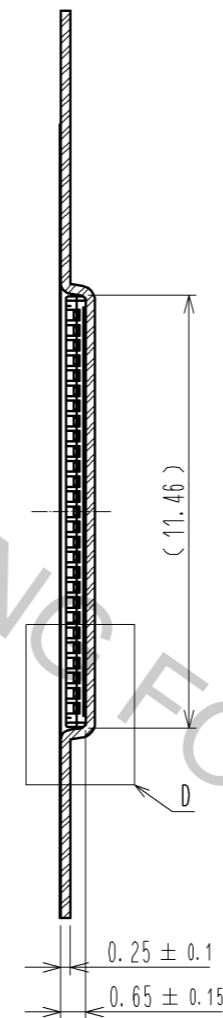


TRAILER

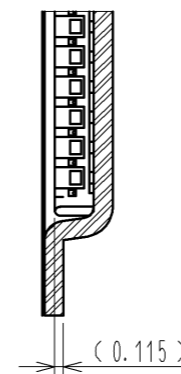
9 TAPING(FREE)

LEADER

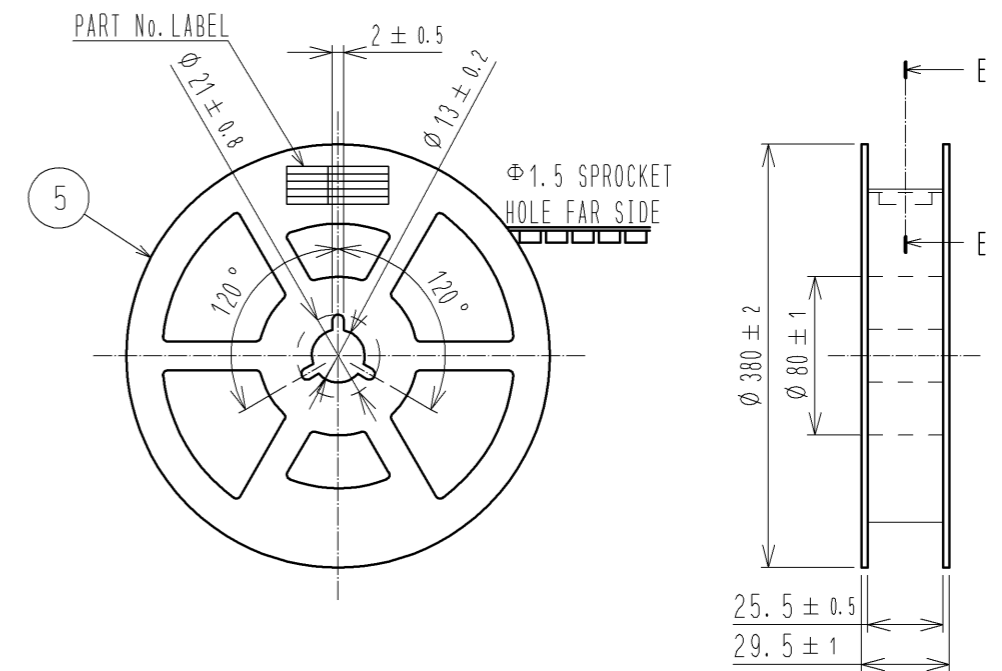
B-B (5:1)



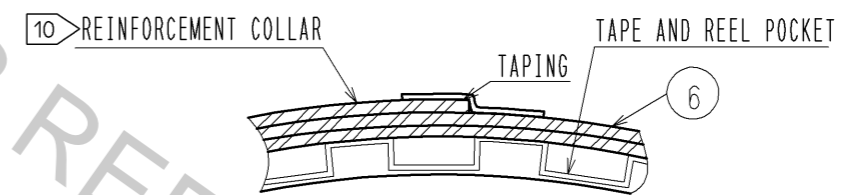
D (10:1)



STYLE AND DIMENTION OF REEL (FREE)



E-E (FREE)



DETAIL OF PART No. LABEL

製造年月日	** ** *	DATE OF MANUFACTURED
製品コード	CL684-9306-2-51	CODE No.
製品名	BM20B(0.6)-50DP-0.4V(51)	PART No.
数量	8,000	QUANTITY
納入者	ヒロセ電機(株)	SUPPLIER

- 7. PER REEL 8000 CONNECTORS.
- 8. THE DIMENTIONS IN PARENTHESES ARE FOR REFERENCE.
- 9 REFER TO JIS C 0806 (IEC 60286-3)(PACKAGING OF COMPONENTS FOR AUTOMATIC HANDLING)
- 10 AFTER PACKAGING, ROLL 2 METERS OF THE REINFORCEMENT COLLAR TO OUTER CIRCUMFERENCE OF TAPE AND REEL POCKET. AND TAPE DOWN AT THE END THE COLLAR.

HRS	DRAWING NO.	EDC3-347093-01
	PART NO.	BM20B(0.6)-50DP-0.4V(51)
	CODE NO.	CL684-9306-2-51
		3/3