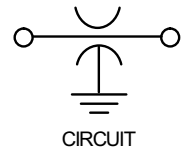
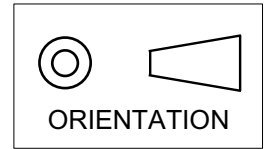
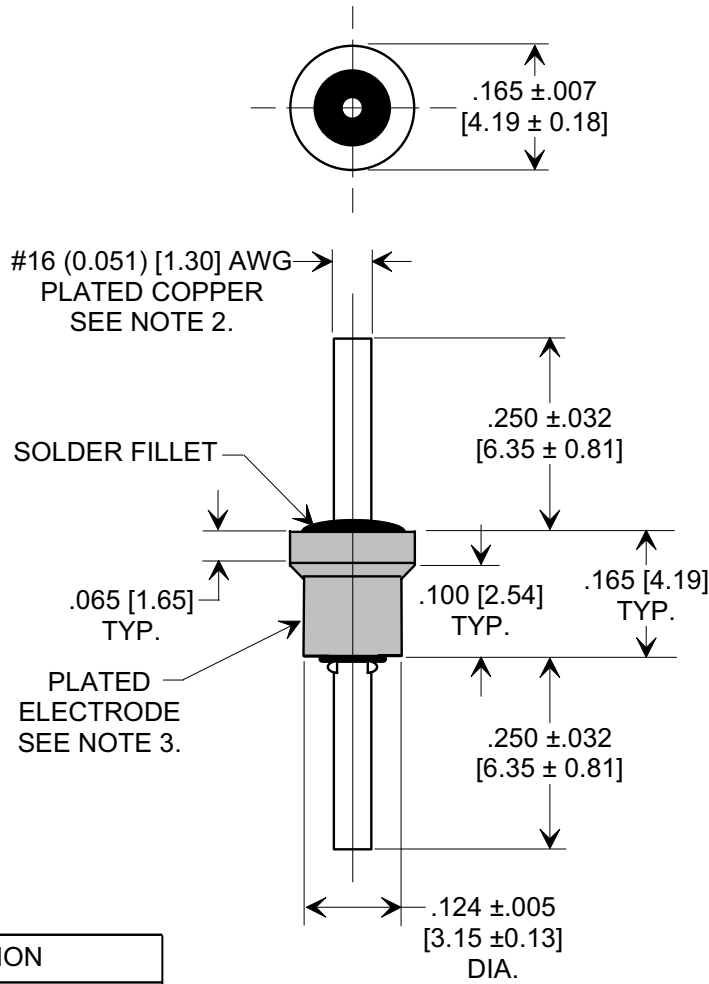


This drawing is the property of Tusonix, Inc., and may not be used, reproduced, published or disclosed to others without expressed authorization by Tusonix Inc.

MARKETING SALES DRAWING
DIMENSIONS IN INCHES - DO NOT SCALE THIS DRAWING
DIMENSIONS IN METRIC - []



Electrical Testing
per Tusonix standard
test plans and Mil-Std-202
Test Methods.



OPERATING INFORMATION	
STYLE NO.	2461-001
VALUE	1500 pF
VALUE TOL.	+100% / -0%
TEMP. COEF.	X7V
RATING	100VDC@+125°C
OPERATING RANGE	-55°C,+125°C
DWV	600
I.R. MIN @ 100VDC	10 GΩ
TO TUSONIX SPEC. UNLESS STATED OTHERWISE.	

NOTES:

1. TUSONIX STANDARD PART NUMBER: 2461-001-X7V0-152P.
TUSONIX RoHS COMPLIANT PART NUMBER:
2461-001-X7V0-152P LF.
CUSTOMER MUST SPECIFY STANDARD OR RoHS PART NUMBER WHEN ORDERING.
2. LEAD FINISH: STANDARD PART #: 60/40 SOLDER PLATED. RoHS PART #: SILVER PLATED.
3. ELECTRODE FINISH: STANDARD PART #: 60/40 SOLDER PLATED. RoHS PART #: MATTE TIN PLATED.
4. PART MARKING: STANDARD PART: NO MARKING. RoHS PART: MARKING ON PACKAGING ONLY.

X-2015 Rev-0 REVISION RECORD Original Release C.O. ECO-659	A	TUSONIX TUCSON, ARIZONA	--TOLERANCES-- Unless Otherwise Specified	Title SHOULDER FEED-THRU		
			DECIMAL ± .015 [38]	Drawn L.E. 04-14-09	Scale 4 X	
			ANGLES ±	Approved R.L. 04-14-09		
				A 2461-001-X7V0-152P		