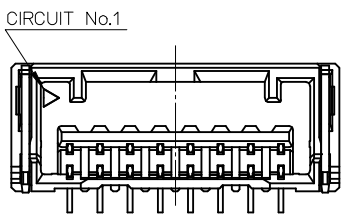
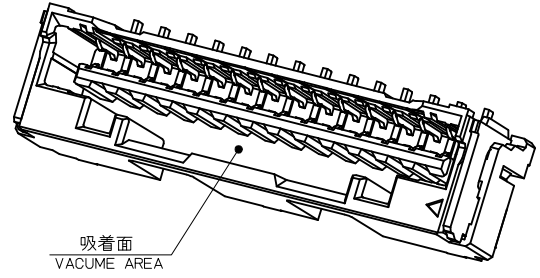


2~5 極の場合
CASE OF 2-5 CIRCUIT



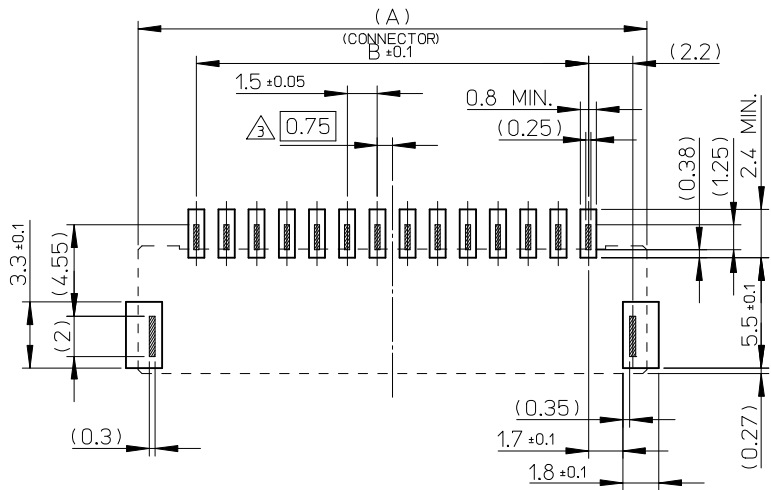
6~11 極の場合
CASE OF 6-11 CIRCUIT



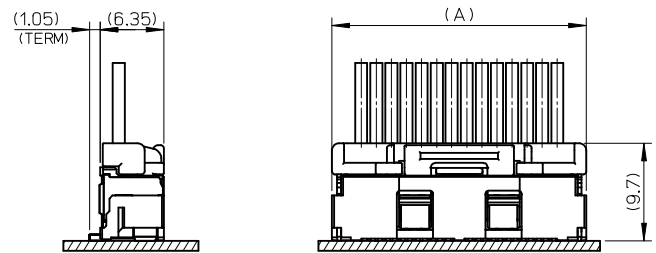
12.1	25	21	26.8	505405157*	15
12.1	23.5	19.5	25.3	147*	14
12.1	22	18	23.8	137*	13
12.1	20.5	16.5	22.3	127*	12
12.1	19	15	20.8	117*	11
10.1	17.5	13.5	19.3	107*	10
10.1	16	12	17.8	097*	9
8.6	14.5	10.5	16.3	087*	8
7.1	13	9	14.8	077*	7
6.2	11.5	7.5	13.3	067*	6
3.2	10	6	11.8	057*	5
2.9	8.5	4.5	10.3	047*	4
2.15	7	3	8.8	037*	3
2	5.5	1.5	7.3	505405027*	2
D	C	B	A	EMBOSSED TAPE PACKAGE ORDER No.	CIRCUIT No.

No.	部品 PART	材料 MATERIAL
①	ハウジング HOUSING	耐熱性樹脂 UL94V-0 HEATPROOF RESIN UL94V-0
②	ターミナル TERMINAL	銅合金 COPPER ALLOY
		コンタクト部 CONTACT AREA
		テール部 TAIL AREA
③	ネイル NAIL	銅合金 COPPER ALLOY
		ニッケルめっき(下地): 1.0 micro-meter MIN. NICKEL (UNDER PLATING)
		ニッケルめっき(下地): 1.0 micro-meter MIN. NICKEL (UNDER PLATING)

REVISED EC NO: J2017-0292 DRW:MI SOGAYA 2016/11/29 CHK:DAIDA 2016/11/29 APPR:TKANEKO 2016/12/02	GENERAL TOLERANCES (UNLESS SPECIFIED)		DIMENSION STYLE MM ONLY		SCALE 4:1	DESIGN UNITS METRIC	THIRD ANGLE PROJECTION
	0.25 UNDER	±0.03	DRAWN BY TAKAIKE	DATE 2014/10/17	TITLE CLIK-MATE1.5MM PITCH W/BCONN ST TYPE REC ASSY		
	0.25 OVER 0.5 UNDER	±0.05	CHECKED BY KASAKAWA	DATE 2015/02/16			
	0.5 OVER 1.0 UNDER	±0.1	APPROVED BY NUKITA	DATE 2015/02/16			
1.0 OVER 10 UNDER	±0.2	MATERIAL NO.		DOCUMENT NO.	SHEET NO.		
10 OVER 30 UNDER	±0.25	SEE SHEET 3		SD-505405-001	1 OF 3		
30 OVER	±0.3	THIS DRAWING CONTAINS INFORMATION THAT IS PROPRIETARY TO MOLEX ELECTRONIC TECHNOLOGIES, LLC AND SHOULD NOT BE USED WITHOUT WRITTEN PERMISSION					
ANGULAR ±3 °		DRAFT WHERE APPLICABLE MUST REMAIN WITHIN DIMENSIONS		SIZE A3			



基板パターンレイアウト (参考)
RECOMMENDED P.C.B PATTERN LAYOUT (REF.)



嵌合図
MATED CONNECTORES

NOTES

1. 嵌合相手: 502578 シリーズ
MATE WITH: 502578 SERIES.
2. 端子テール部及びネイルの平坦度: 0.1 MAX.
TAIL AND NAIL COPLANARITY TO BE 0.1 MAX.
- △ 3. 極数/2=偶数に適用
APPLY FOR CIRCUIT SIZE / 2 = EVEN
4. 端子テール部及びネイルに錫めっきを使用している為、
外観に摺動痕が付く場合があります。
THE WOUND OF FRICTION MIGHT ADHERE TO EXTERNALS
BECAUSE THE TIN PLATING IS USED FOR THE TAIL AND NAIL.
5. 製品番号

MATERIAL No.
505405**7*

No.	COLOR	CIRCUIT
70	ベージュ BEIGE	2~15

極数 色
CIRCUIT SIZE COLOR

※本製品はカプトンテープなし品です。カプトンテープ有り品はSD-505405-003を参照ください。
*THIS PRODUCT DOESN'T HAVE THE KAPTON TAPE.
PLEASE REFER TO SD-505405-003 FOR THE PRODUCT WITH THE KAPTON TAPE.

6. 本製品のプラスチック部に黒点・白点等が確認される場合や
色合いが異なる場合がありますが、製品性能に影響はありません。
THERE IS NO INFLUENCE IN THE PRODUCT
PERFORMANCE THOUGH THE BLACK AND WHITE SPOT ETC.
MIGHT BE CONFIRMED TO THE PLASTIC PART OF
THIS PRODUCT AND THE SHADE MIGHT BE DIFFERENT.

7. ELV 及び RoHS 適合品
ELV AND RoHS COMPLIANT


△ ORDER No. AND CONNECTOR SERIES No.

9. 適合プラグターミナル: 5025791*00, 5034291*00
APPLICABLE PLUG TERMINAL: 5025791*00, 5034291*00

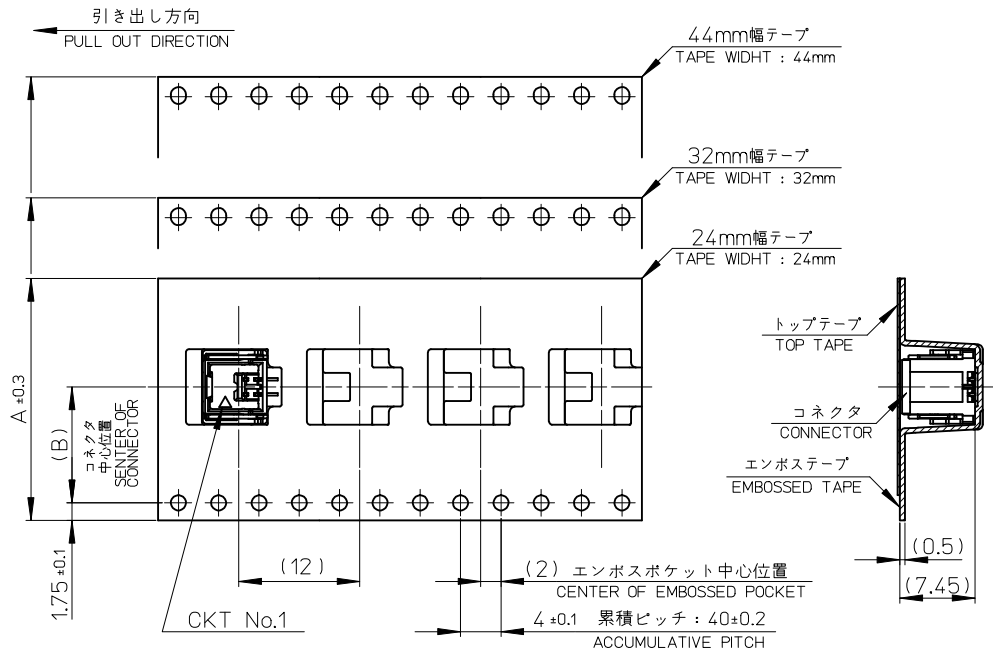
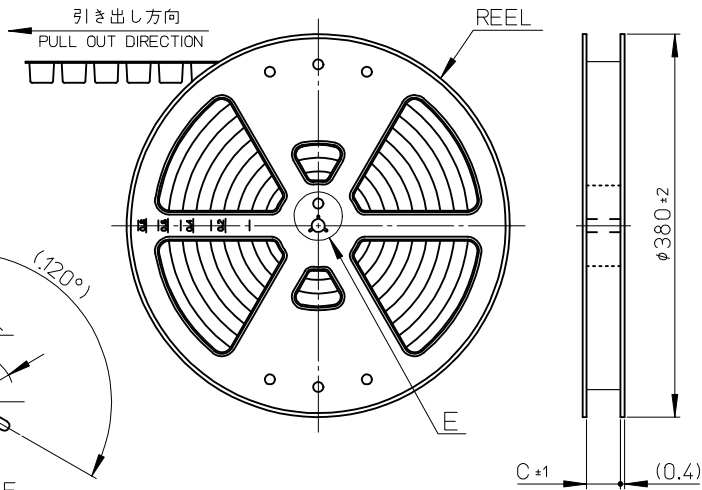
REVISED EC NO: J2017-0292 DRWN: MISOGAYA 2016/11/29 CHKD: AIDA 2016/11/29 APPR: TKANEKO 2016/12/02	GENERAL TOLERANCES (UNLESS SPECIFIED)		DIMENSION STYLE MM ONLY		SCALE 4:1	DESIGN UNITS METRIC	THIRD ANGLE PROJECTION
	0.25 UNDER	±0.03	DRAWN BY TAKAIKE	DATE 2014/10/17	TITLE CLIK-MATE15MM PITCH W/BCONN ST TYPE REC ASSY		
	0.25 OVER 0.5 UNDER	±0.05	CHECKED BY KASAKAWA	DATE 2015/02/16			
	0.5 OVER 1.0 UNDER	±0.1	APPROVED BY NUKITA	DATE 2015/02/16			
	1.0 OVER 10 UNDER	±0.2	MATERIAL NO. SEE SHEET 3		DOCUMENT NO. SD-505405-001	SHEET NO. 2 OF 3	
10 OVER 30 UNDER	±0.25	DRAFT WHERE APPLICABLE MUST REMAIN WITHIN DIMENSIONS		THIS DRAWING CONTAINS INFORMATION THAT IS PROPRIETARY TO MOLEX ELECTRONIC TECHNOLOGIES, LLC AND SHOULD NOT BE USED WITHOUT WRITTEN PERMISSION			
30 OVER	±0.3	SIZE A3					
ANGULAR	±3 °						

△ ORDER No. AND CONNECTOR SERIES No.

HSG COLOR : BEIGE		
5054051570	505405**70	15
↑ 1470		14
1370		13
1270		12
1170		11
1070		10
0970		9
0870		8
0770		7
0670		6
0570		5
0470		4
0370		3
↓ 5054050270		2
EMBOSSSED TAPE PACKAGE	コネクタシリーズ	極数
オーダー番号 ORDER No.	CONNECTOR SERIES	CKT. NO.

REVISED EC NO: J2017-0292 DRWNG: SOGAYA 2016/11/29 CHKD: AIDA 2016/11/29 APPR: TANEKO 2016/12/02	GENERAL TOLERANCES (UNLESS SPECIFIED)		DIMENSION STYLE MM ONLY		SCALE 4:1	DESIGN UNITS METRIC	THIRD ANGLE PROJECTION
	0.25 UNDER	± 0.03	DRAWN BY	DATE	TITLE		
	0.25 OVER 0.5 UNDER	± 0.05	TAKAIKE	2014/10/17	CLIK-MATE1.5MM PITCH W/BCONN ST TYPE REC ASSY		
	0.5 OVER 1.0 UNDER	± 0.1	CHECKED BY	DATE			
	1.0 OVER 10 UNDER	± 0.2	KASAKAWA	2015/02/16			
10 OVER 30 UNDER	± 0.25	APPROVED BY	DATE	DOCUMENT NO.		SHEET NO.	
30 OVER	± 0.3	NUKITA	2015/02/16	SD-505405-001		3 OF 3	
ANGULAR ±3 °		MATERIAL NO.		SEE CHART			
DRAFT WHERE APPLICABLE MUST REMAIN WITHIN DIMENSIONS		SIZE A3	THIS DRAWING CONTAINS INFORMATION THAT IS PROPRIETARY TO MOLEX ELECTRONIC TECHNOLOGIES, LLC AND SHOULD NOT BE USED WITHOUT WRITTEN PERMISSION				

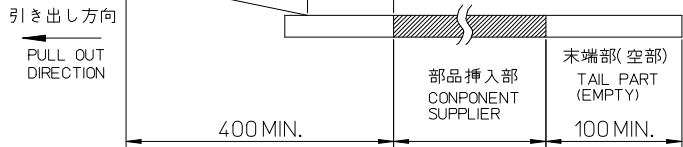
10 9 8 7 6 5 4 3 2 1



NOTES

- 製品詳細寸法については、SD-505405-001を参照下さい。
PLEASE REFER TO SD-505405-001 FOR THE DETAILED DIMENSION OF THE CONNECTOR.
- 梱包数量：900個
NUMBER OF CONNECTORS：900 PIECES/REEL.
- リードテープ長さ
LEAD TAPE LENGTH

トップテープ接着部(空エンボス)
20 PIECES MIN.
TOP TAPE BONDED PART(EMPTY)



No.	COLOR	CIRCUIT
70	ベージュ BEIGE	2~15

△ ORDER No. AND CONNECTOR SERIES No.

8. 本製品は乾燥剤入り、ハイバリア梱包仕様である。
THIS PRODUCT IS HIGH BARRIER PACKAGE WITH DESICCANT.

45.5	20.2	44	505405157*	15
45.5	20.2	44	147*	14
45.5	20.2	44	137*	13
45.5	20.2	44	127*	12
45.5	20.2	44	117*	11
45.5	20.2	44	107*	10
33.5	14.2	32	097*	9
33.5	14.2	32	087*	8
33.5	14.2	32	077*	7
33.5	14.2	32	067*	6
25.5	11.5	24	057*	5
25.5	11.5	24	047*	4
25.5	11.5	24	037*	3
25.5	11.5	24	505405027*	2

C B エンボステープ幅A △ 製品番号 極数
WIDTH OF TAPE MATERIAL NO. (KT. NO.)

- 材料
MATERIAL
キャリアテープ：ポリスチレン
CARRIER TAPE：POLYSTYRENE
トップテープ：ポリエステル、ポリエチレン、ポリエチレンテレフタレート
TOP TAPE：POLYESTER, POLYETHYLENE, POLYETHYLENE TEREPHTHALATE
リール：ポリスチレン <リサイクル材を含む>
REEL：POLYSTYRENE <RECYCLE MATERIAL CONTAINED>

- ELV 及び RoHS 適合品
ELV AND RoHS COMPLIANT

△ 製品番号
MATERIAL NO.

505405****
↑ 極数 ↑ 色
CIRCUIT SIZE COLOR

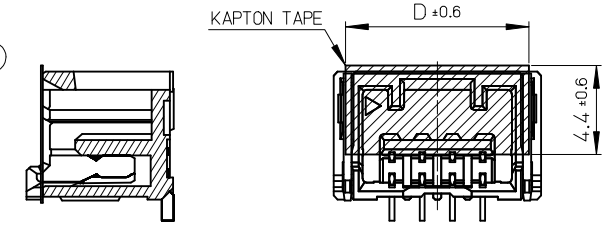
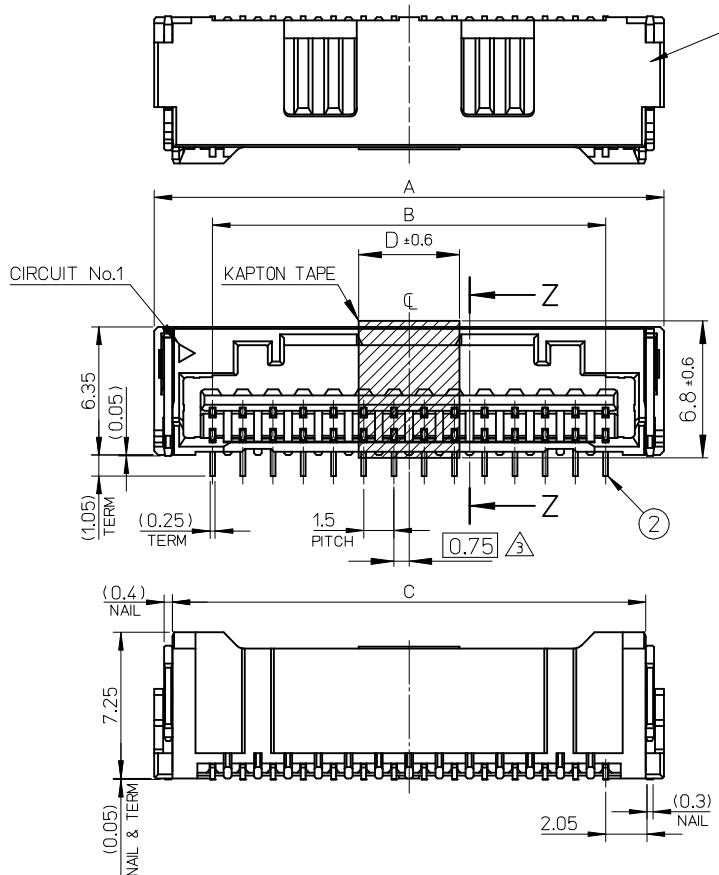
REV	DESCRIPTION	GENERAL TOLERANCES (UNLESS SPECIFIED)			DIMENSION STYLE		SCALE	DESIGN UNITS	
		0.25 UNDER	0.25 OVER	UNDER	MM ONLY	DATE	---	METRIC	THIRD ANGLE PROJECTION
A	RELEASED	±0.03			DRAWN BY	2014/10/20	TITLE	EMBOSSSED TAPE PACKAGE FOR 505405	
	EC NO: J2015-0528	±0.05	0.5		TAKAIKE	2014/10/20			
	DRWN:TAKAIKE	±0.1	1.0		CHECKED BY	2015/02/16			
	CHKD:KASAKAWA	±0.2	10		KASAKAWA	2015/02/16			
	APPR:NUKITA	±0.25	30		APPROVED BY	2015/02/16			
		±0.3	30		NUKITA	2015/02/16	MATERIAL NO.	DOCUMENT NO.	SHEET NO.
							SEE TABLE	SD-505405-002	1 OF 2
					SIZE		THIS DRAWING CONTAINS INFORMATION THAT IS PROPRIETARY TO MOLEX INCORPORATED AND SHOULD NOT BE USED WITHOUT WRITTEN PERMISSION		

9 8 7 6 5 4 3 2 1

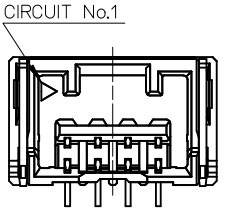
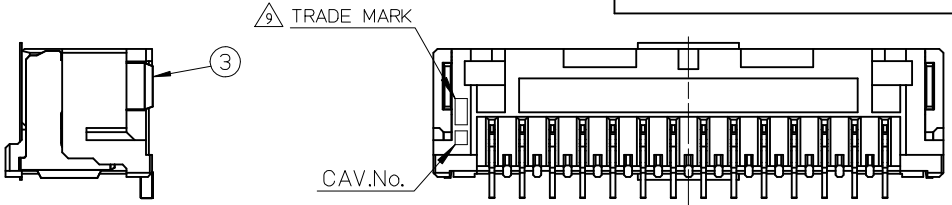
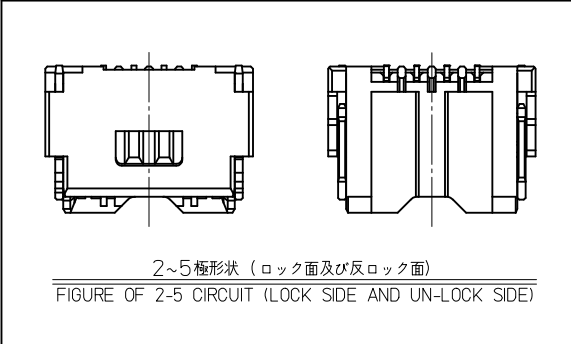
△ ORDER No. AND CONNECTOR SERIES No.

HSG COLOR : BEIGE		
505405**70	5054051570	15
	1470	14
	1370	13
	1270	12
	1170	11
	1070	10
	0970	9
	0870	8
	0770	7
	0670	6
	0570	5
	0470	4
0370	3	
5054050270	2	
コネクタ シリーズ CONNECTOR SERIES	製品番号 MATERIAL NO.	極数 (KT. NO.)

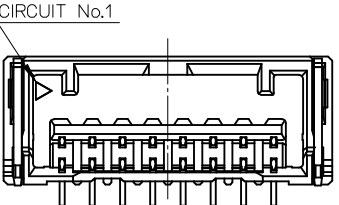
RELEASED EC NO.: J2015-0528 DRWN: TAKAIKE 2014/10/20 CHKD: KASAKAWA 2015/02/16 APPR: NUKITA 2015/02/16	GENERAL TOLERANCES (UNLESS SPECIFIED)			DIMENSION STYLE MM ONLY		SCALE ---	DESIGN UNITS METRIC	THIRD ANGLE PROJECTION
	0.25 UNDER	UNDER	± 0.03	DRAWN BY	DATE	TITLE		
	0.25 OVER	0.5 UNDER	± 0.05	TAKAIKE	2014/10/20	EMBOSSED TAPE PACKAGE FOR 505405		
	0.5 OVER	1.0 UNDER	± 0.1	CHECKED BY	DATE			
	1.0 OVER	10 UNDER	± 0.2	KASAKAWA	2015/02/16			
	10 OVER	30 UNDER	± 0.25	APPROVED BY	DATE			
30 OVER		± 0.3	NUKITA	2015/02/16				
ANGULAR	±1 °		MATERIAL NO.		DOCUMENT NO.		SHEET NO.	
DRAFT WHERE APPLICABLE MUST REMAIN WITHIN DIMENSIONS			SEE TABLE		SD-505405-002		2 OF 2	
			SIZE A3	THIS DRAWING CONTAINS INFORMATION THAT IS PROPRIETARY TO MOLEX INCORPORATED AND SHOULD NOT BE USED WITHOUT WRITTEN PERMISSION				



SECTION Z-Z
2~7極カプトンテープ形状
KAPTON TEPE FIGURE OF 2-7 CIRCUIT



2~5 極の場合
CASE OF 2-5 CIRCUIT



6~11 極の場合
CASE OF 6-11 CIRCUIT

5	25	21	26.8	505405 156*	15
5	23.5	19.5	25.3	146*	14
5	22	18	23.8	136*	13
5	20.5	16.5	22.3	126*	12
5	19	15	20.8	116*	11
5	17.5	13.5	19.3	106*	10
5	16	12	17.8	096*	9
5	14.5	10.5	16.3	086*	8
13.6	13	9	14.8	076*	7
12.1	11.5	7.5	13.3	066*	6
10.6	10	6	11.8	056*	5
9.1	8.5	4.5	10.3	046*	4
7.6	7	3	8.8	036*	3
6.1	5.5	1.5	7.3	505405 026*	2
D	C	B	A	EMBOSSD TAPE PACKAGE 注文番号 ORDER No.	CIRCUIT No.

No.	部品 PART	材料 MATERIAL
①	ハウジング HOUSING	耐熱性樹脂 UL94V-0 HEATPROOF RESIN UL94V-0
②	ターミナル TERMINAL	銅合金 COPPER ALLOY
		CONTACT POS. 金めっき:0.2 micro-meter MIN. GOLD
		TAIL POS. 錫めっき:1.0 micro-meter MIN. TIN
③	ネイル NAIL	銅合金 COPPER ALLOY
		錫めっき:1.0 micro-meter MIN. TIN
		ニッケルめっき(下地):1.0 micro-meter MIN. NICKEL (UNDER PLATING)

REVISED EC NO: J2017-0292 DRAWN: ISOGAYA CHKD: AIDA APPR: KANEKO	DESCRIPTION 2016/11/29 2016/11/29 2016/12/02	GENERAL TOLERANCES (UNLESS SPECIFIED)		DIMENSION STYLE MM ONLY		SCALE 4:1	DESIGN UNITS METRIC	THIRD ANGLE PROJECTION	
		0.25 UNDER UNDER ±0.03	0.25 OVER 0.5 UNDER ±0.05	DRAWN BY TAKAIKE	DATE 2014/10/17	TITLE CLIK-MATE 1.5MM PITCH W/BCONN ST TYPE REC ASSY WITH KAPTON TAPE			
		0.5 OVER 1.0 UNDER ±0.1	1.0 OVER 30 UNDER ±0.2	CHECKED BY KASAKAWA	DATE 2015/02/16				
		10 OVER 30 UNDER ±0.25	30 OVER ±0.3	APPROVED BY NUKITA	DATE 2015/02/16				
ANGULAR ±1 °				SIZE A3		THIS DRAWING CONTAINS INFORMATION THAT IS PROPRIETARY TO MOLEX ELECTRONIC TECHNOLOGIES, LLC AND SHOULD NOT BE USED WITHOUT WRITTEN PERMISSION			
DRAFT WHERE APPLICABLE MUST REMAIN WITHIN DIMENSIONS									

NOTES

1. 嵌合相手 : 502578
MATE WITH : 502578 SERIES
2. 端子テール部及びネイルの平坦度 : 0.1 MAX.
TAIL AND NAIL COPLANARITY TO BE 0.1 MAX.
3. 極数/2 = 偶数に適用
APPLY FOR CIRCUIT SIZE / 2 = EVEN
4. 端子テール部及びネイルに錫めっきを使用している為、
外觀に摺動痕が付く場合があります。
THE WOUND OF FRICTION MIGHT ADHERE TO EXTERNALS
BECAUSE THE TIN PLATING IS USED FOR THE TAIL AND NAIL.

5. 製品番号
MATERIAL No.

505405 * * 6 *

No.	COLOR	CIRCUIT
60	ベージュ BEIGE	2~15

極数 ↑
CIRCUIT SIZE

色 ↑
COLOR

※本製品はカプトンテープ有り品です。カプトンテープ無し品はSD-505405-001を参照してください。

*THIS PRODUCT HAVE THE KAPTON TAPE.
PLEASE REFER TO SD-505405-001 FOR THE PRODUCT WITHOUT THE KAPON TAPE.

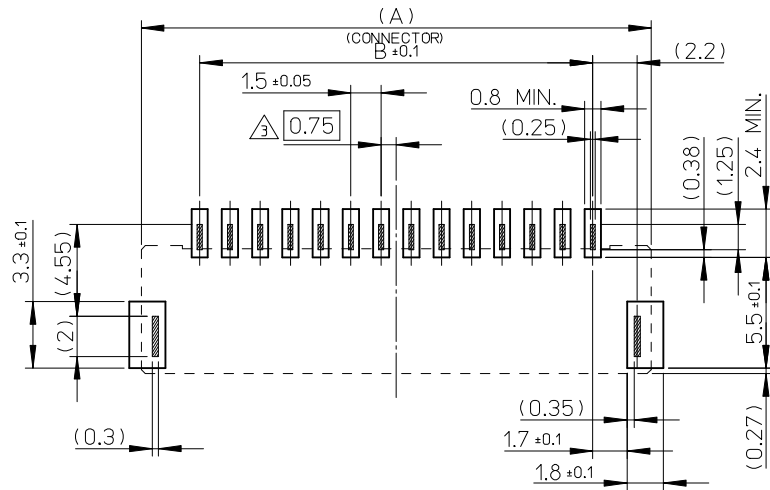
6. 本製品のプラスチック部に黒点・白点等が確認される場合や
色合いが異なる場合がありますが、製品性能に影響はありません。
THERE IS NO INFLUENCE IN THE PRODUCT
PERFORMANCE THOUGH THE BLACK AND WHITE SPOT ETC.
MIGHT BE CONFIRMED TO THE PLASTIC PART OF
THIS PRODUCT AND THE SHADE MIGHT BE DIFFERENT.

7. ELV 及び RoHS 適合品
ELV AND RoHS COMPLIANT

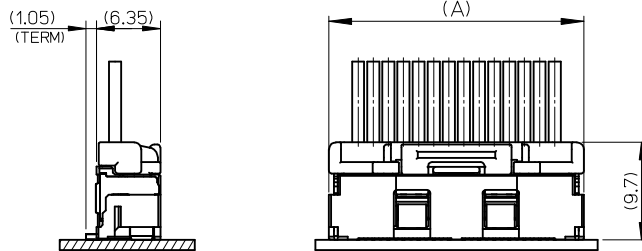
8. ORDER No. AND CONNECTOR SERIES No.

9. トレードマーク : Mプラス 2文字の製造工場を示すアルファベットにて表示。
但し、"J"はJAPANを"L"はMALAYSIAを示す。(例 MXJ 又はMXL)
金型番号 : アルファベット1文字にて表示。(例 1A, 12A, 1B, 12B)
FORMED BY M AND FROM 1 TO 2 MORE LETTER OF ALPHABET
WHICH MEAN THE MANUFACTORY.
BUT "J" MEANS JAPAN. "L" MEANS MALAYSIA (TO TRADE MARK)
(e.g. MXJ OR MXL).
AND BY 1 - 2 DIGIT NUMBER (TO CAVITY NO.)
AND BY 1 LETTER OF ALPHABET (TO MOLD NO.)(e.g. 1A, 12A, 1B, 12B).

10. 適用プラグターミナル : 5025791*00, 5034291*00
APPLICABLE PLUG TERMINAL : 5025791*00, 5034291*00



基板パターンレイアウト (参考)
RECOMMENDED P.C.B PATTERN LAYOUT (REF.)




嵌合図
MATED CONNECTORES

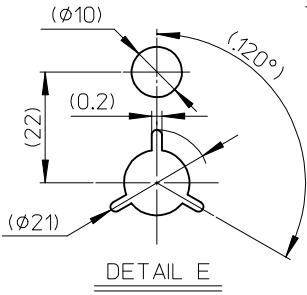
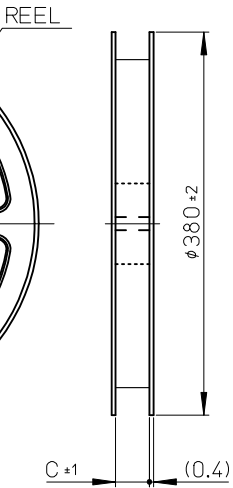

GENERAL TOLERANCES (UNLESS SPECIFIED)			DIMENSION STYLE MM ONLY		SCALE 4:1	DESIGN UNITS METRIC	THIRD ANGLE PROJECTION
0.25 UNDER	UNDER	±0.03	DRAWN BY	DATE	TITLE CLIK-MATE 1.5MM PITCH W/BCONN ST TYPE REC ASSY WITH KAPTON TAPE molex DOCUMENT NO. SD-505405-003 SHEET NO. 2 OF 3		
0.25 OVER	0.5 UNDER	±0.05	TAKAIKE	2014/10/17			
0.5 OVER	1.0 UNDER	±0.1	CHECKED BY	DATE			
1.0 OVER	30 UNDER	±0.2	KASAKAWA	2015/02/16			
10 OVER	30 UNDER	±0.25	APPROVED BY	DATE			
30 OVER		±0.3	NUKITA	2015/02/16	MATERIAL NO.		
ANGULAR ±1 °			SEE TABLE		THIS DRAWING CONTAINS INFORMATION THAT IS PROPRIETARY TO MOLEX ELECTRONIC TECHNOLOGIES, LLC AND SHOULD NOT BE USED WITHOUT WRITTEN PERMISSION		
DRAFT WHERE APPLICABLE MUST REMAIN WITHIN DIMENSIONS			SIZE				
			A3				

ORDER No. AND CONNECTOR SERIES No.

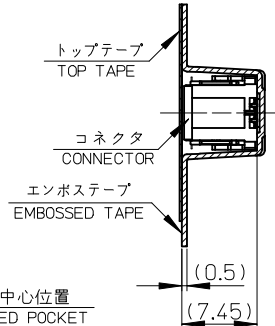
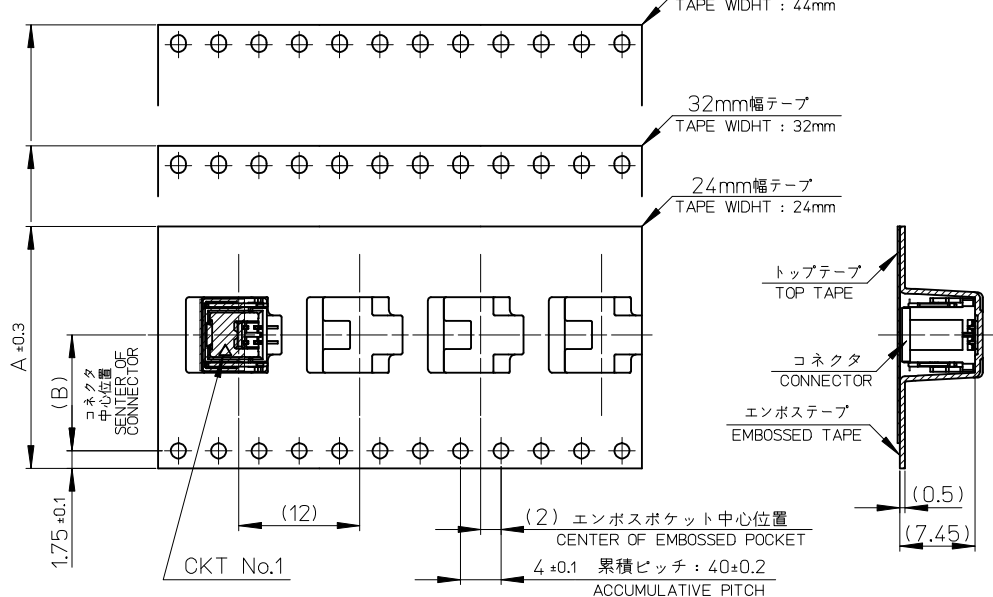
HSG COLOR : BEIGE		
5054051560	505405**60	15
1460		14
1360		13
1260		12
1160		11
1060		10
0960		9
0860		8
0760		7
0660		6
0560		5
0460		4
0360		3
5054050260		2
EMBOSSED TAPE PACKAGE	コネクタシリーズ	極数
オーダー番号ORDER No.	CONNECTOR SERIES	(KT. NO.)

REVISED EC NO: J2017-0292 DRWN: MISOGAYA 2016/11/29 CHK: AIDA 2016/11/29 APPR: KANEKO 2016/12/02	GENERAL TOLERANCES (UNLESS SPECIFIED)			DIMENSION STYLE MM ONLY		SCALE 4:1	DESIGN UNITS METRIC	THIRD ANGLE PROJECTION
	0.25 UNDER	UNDER	± 0.03	DRAWN BY	DATE	TITLE		
	0.25 OVER	0.5 UNDER	± 0.05	TAKAIKE	2014/10/17	CLIK-MATE 1.5MM PITCH W/BCONN ST TYPE REC ASSY WITH KAPTON TAPE		
	0.5 OVER	1.0 UNDER	± 0.1	CHECKED BY	DATE			
	1.0 OVER	10 UNDER	± 0.2	KASAKAWA	2015/02/16			
	10 OVER	30 UNDER	± 0.25	APPROVED BY	DATE	DOCUMENT NO.		
	30 OVER		± 0.3	NUKITA	2015/02/16	SD-505405-003		
ANGULAR	±1 °		MATERIAL NO.		SHEET NO.			
DRAFT WHERE APPLICABLE MUST REMAIN WITHIN DIMENSIONS			SEE TABLE		3 OF 3			
				SIZE A3	THIS DRAWING CONTAINS INFORMATION THAT IS PROPRIETARY TO MOLEX ELECTRONIC TECHNOLOGIES, LLC AND SHOULD NOT BE USED WITHOUT WRITTEN PERMISSION			

引き出し方向
PULL OUT DIRECTION



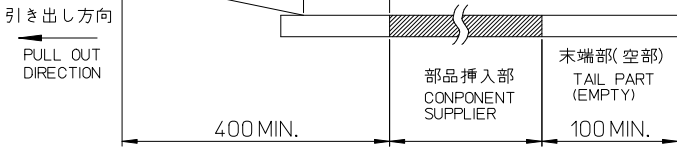
引き出し方向
PULL OUT DIRECTION



NOTES

- 製品詳細寸法については、SD-505405-003を参照下さい。
PLEASE REFER TO SD-505405-003 FOR THE DETAILED DIMENSION OF THE CONNECTOR.
- 梱包数量：900個
NUMBER OF CONNECTORS：900 PIECES/REEL.
- リードテープ長さ
LEAD TAPE LENGTH

トップテープ接着部(空エンボス)
20 PIECES MIN.
TOP TAPE BONDED PART(EMPTY)



No.	COLOR	CIRCUIT
60	ベージュ BEIGE	2~15

△ ORDER No. AND CONNECTOR SERIES No.

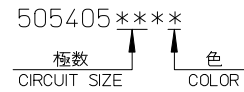
- 本製品は乾燥剤入り、ハイバリア梱包仕様である。
THIS PRODUCT IS HIGH BARRIER PACKAGE WITH DESICCANT.

45.5	20.2	44	505405156*	15
45.5	20.2	44	146*	14
45.5	20.2	44	136*	13
45.5	20.2	44	126*	12
45.5	20.2	44	116*	11
45.5	20.2	44	106*	10
33.5	14.2	32	096*	9
33.5	14.2	32	086*	8
33.5	14.2	32	076*	7
33.5	14.2	32	066*	6
25.5	11.5	24	056*	5
25.5	11.5	24	046*	4
25.5	11.5	24	036*	3
25.5	11.5	24	505405026*	2
C	B	エンボステープ幅A WIDTH OF TAPE	△ 製品番号 MATERIAL NO.	極数 CKT. NO.

- 材料
MATERIAL
キャリアテープ：ポリスチレン
CARRIER TAPE：POLYSTYRENE
トップテープ：ポリエステル、ポリエチレン、ポリエチレンテレフタレート
TOP TAPE：POLYESTER, POLYETHYLENE, POLYETHYLENE TEREPHTHALATE
リール：ポリスチレン <リサイクル材を含む>
REEL：POLYSTYRENE <RECYCLE MATERIAL CONTAINED>

- ELV及びRoHS適合品
ELV AND RoHS COMPLIANT

△ 製品番号
MATERIAL NO.



RELEASED	EC NO: J2015-0528	DRWN: TAKAIKE 2014/10/17	CHKD: KASAKAWA 2015/02/16	APPR: NUKITA 2015/02/16	GENERAL TOLERANCES (UNLESS SPECIFIED)			DIMENSION STYLE		SCALE	DESIGN UNITS		TITLE
					0.25 UNDER	UNDER	± 0.03	MM ONLY		---	METRIC		
A	REV	DESCRIPTION	ANGULAR ±1 °	DRAFT WHERE APPLICABLE MUST REMAIN WITHIN DIMENSIONS	0.25 OVER	0.5 UNDER	± 0.05	DRAWN BY	DATE	SEE TABLE	EMBOSSSED TAPE PACKAGE FOR 505405-**** WITH KAPTON TAPE		DOCUMENT NO. SD-505405-004
					0.5 OVER	1.0 UNDER	± 0.1	CHECKED BY	DATE				
					1.0 OVER	10 UNDER	± 0.2	KASAKAWA	2015/02/16				
					10 OVER	30 UNDER	± 0.25	APPROVED BY	DATE				
					30 OVER		± 0.3	NUKITA	2015/02/16				
SIZE A3								THIS DRAWING CONTAINS INFORMATION THAT IS PROPRIETARY TO MOLEX INCORPORATED AND SHOULD NOT BE USED WITHOUT WRITTEN PERMISSION					

△ ORDER No. AND CONNECTOR SERIES No.

HSG COLOR : BEIGE		
505405**60	5054051560	15
	↑ 1460	14
	1360	13
	1260	12
	1160	11
	1060	10
	0960	9
	0860	8
	0760	7
	0660	6
	0560	5
	0460	4
	↓ 0360	3
	5054050260	2
コネクタ シリーズ CONNECTOR SERIES	製品番号 MATERIAL NO.	極数 (KT. NO.)

RELEASED EC NO: J2015-0528 DRWN: TAKAIKE 2014/10/17 CHKD: KASAKAWA 2015/02/16 APPR: NUKITA 2015/02/16	GENERAL TOLERANCES (UNLESS SPECIFIED)			DIMENSION STYLE MM ONLY		SCALE ---	DESIGN UNITS METRIC	THIRD ANGLE PROJECTION	
	0.25 UNDER	UNDER	± 0.03	DRAWN BY	DATE	TITLE EMBOSSED TAPE PACKAGE FOR 505405-**** WITH KAPTON TAPE			
	0.25 OVER	0.5 UNDER	± 0.05	TAKAIKE	2014/10/17				
	0.5 OVER	1.0 UNDER	± 0.1	CHECKED BY	DATE	DOCUMENT NO. SD-505405-004			
	1.0 OVER	10 UNDER	± 0.2	KASAKAWA	2015/02/16				
	10 OVER	30 UNDER	± 0.25	APPROVED BY	DATE	SHEET NO. 2 OF 2			
30 OVER		± 0.3	NUKITA	2015/02/16					
ANGULAR	±1 °		MATERIAL NO. SEE TABLE						
DRAFT WHERE APPLICABLE MUST REMAIN WITHIN DIMENSIONS				SIZE A3	THIS DRAWING CONTAINS INFORMATION THAT IS PROPRIETARY TO MOLEX INCORPORATED AND SHOULD NOT BE USED WITHOUT WRITTEN PERMISSION				