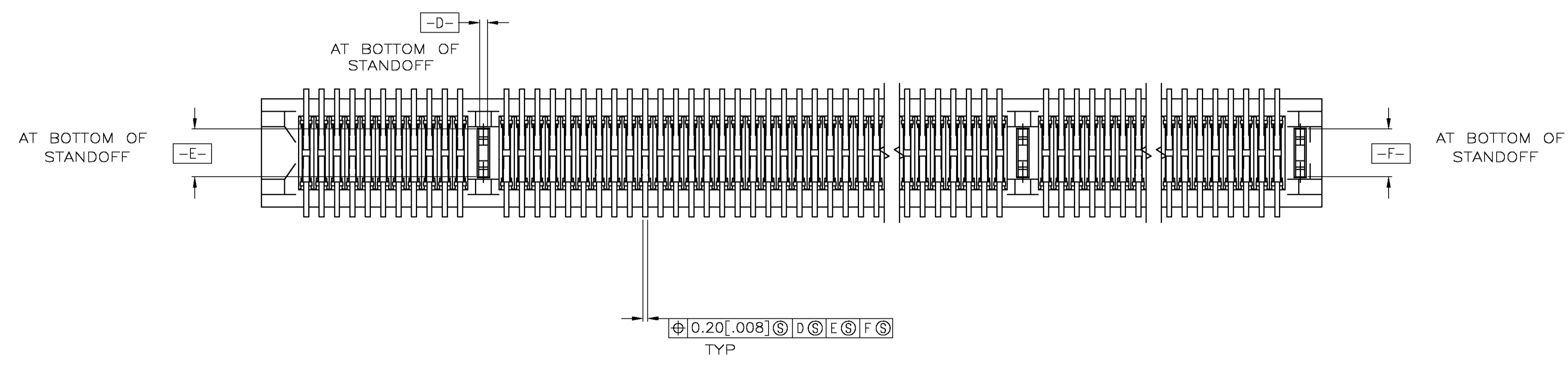
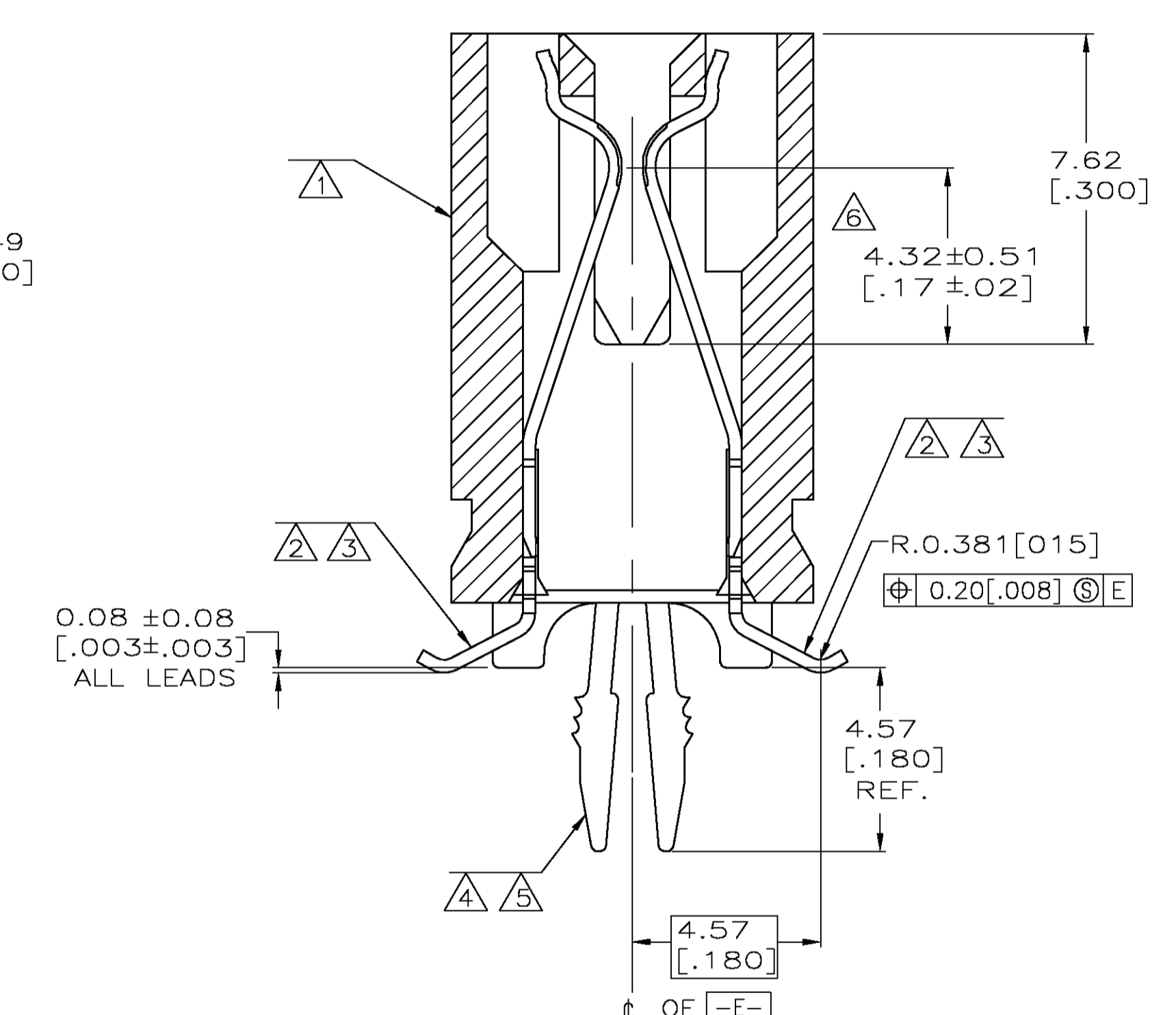
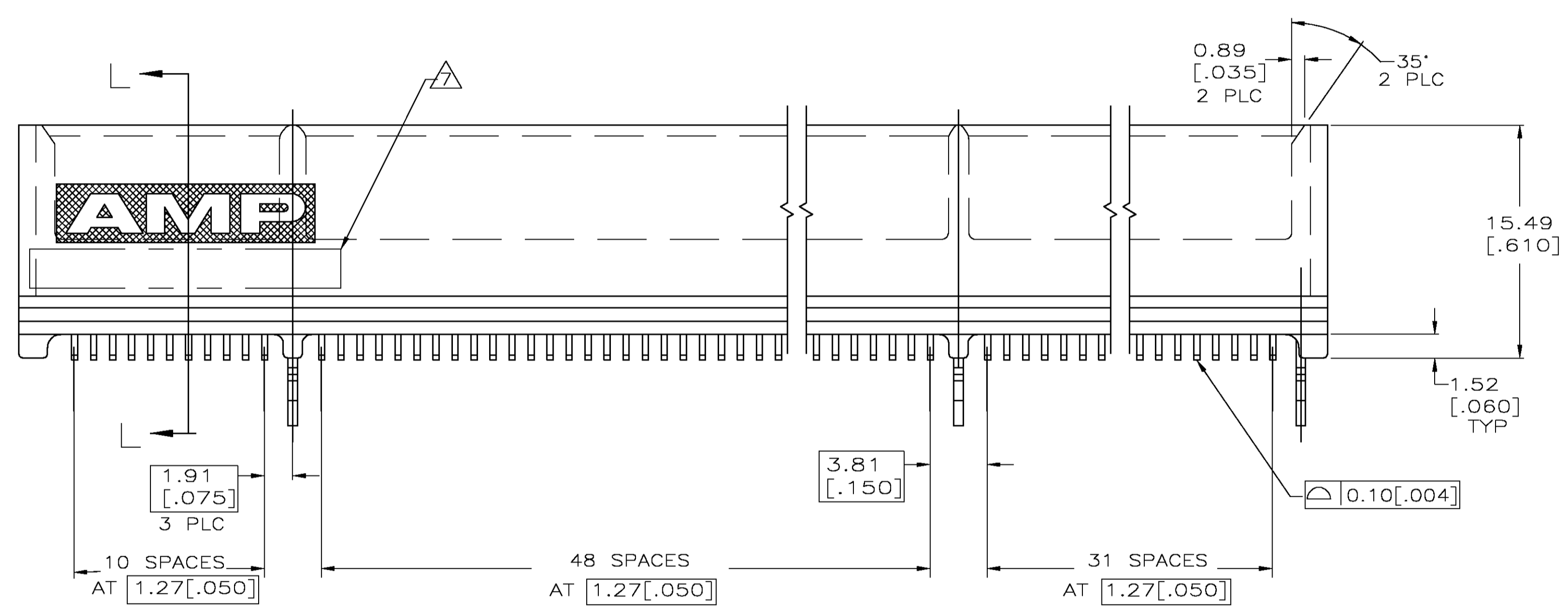


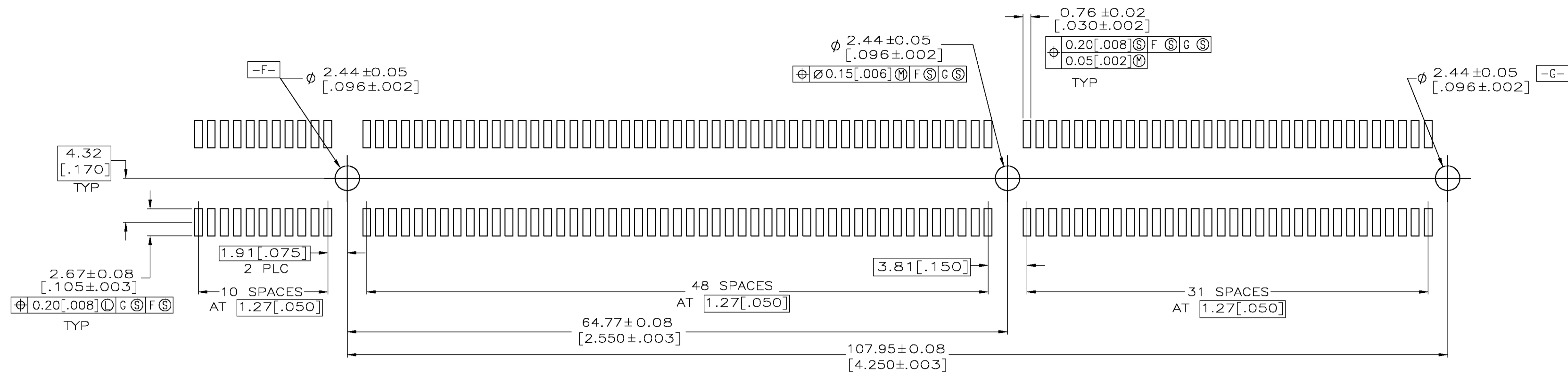
- ① HOUSING: HIGH TEMPERATURE THERMOPLASTIC.
- ② CONTACT: PHOSPHOR BRONZE.
- ③ CONTACT FINISH: 0.00254[.000100] MIN NICKEL UNDERPLATE, 0.000762[.000030] MIN GOLD OVER NICKEL IN CONTACT AREA, 0.00254[.000100] MIN MATTE TIN OVER NICKEL ON SOLDER TAILS.
- ④ METAL HOLD DOWN: BRASS
- ⑤ METAL HOLD DOWN FINISH: 0.00127[.000050] MIN NICKEL UNDERPLATE, 0.00381[.000150] MIN MATTE TIN ALL OVER.
- ⑥ DISTANCE FROM CONTACT POINT TO BOTTOM OF CARD SLOT.
- ⑦ AMP PART NUMBER, DATE CODE AND CSA LOGO MARKED IN APPROXIMATE AREA SHOWN.



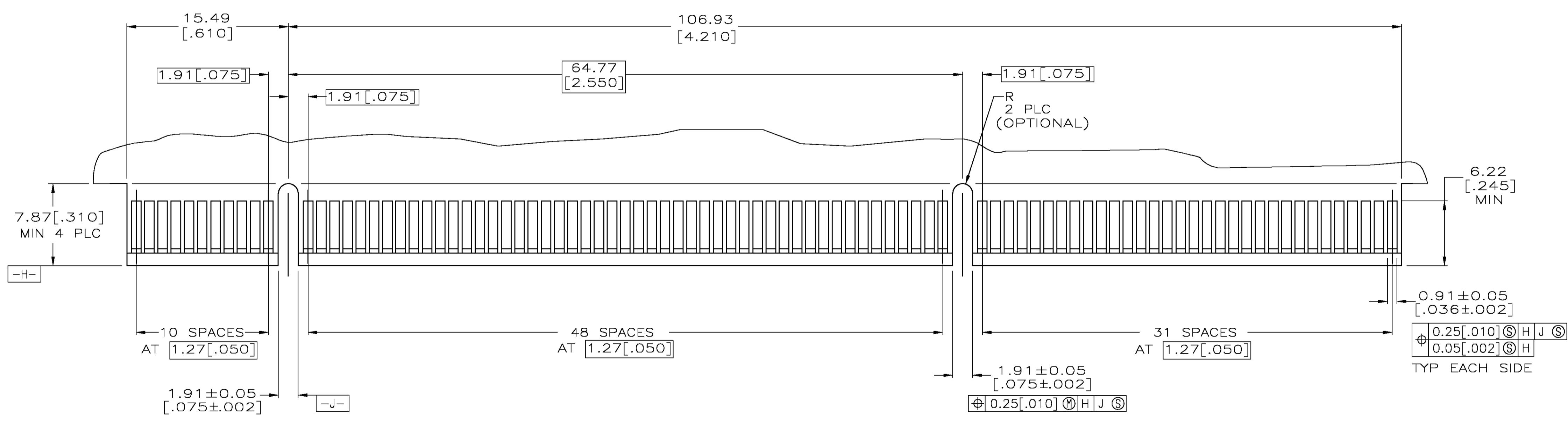
SECTION L-L  
SCALE 8:1

5145246-1 AS SHOWN

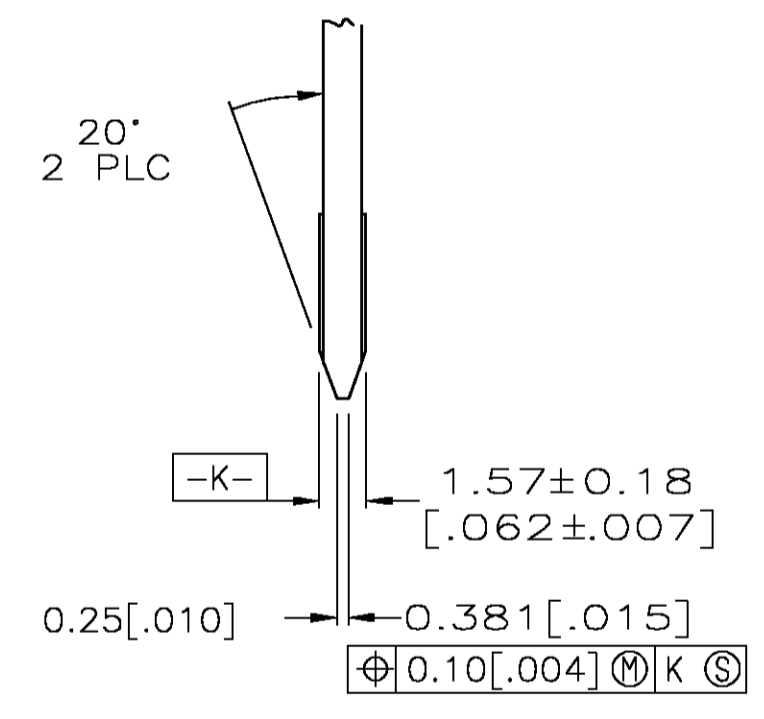
THIS DRAWING IS A CONTROLLED DOCUMENT.		DWG AL FRANTUM 19 APR 05	 Tyco Electronics Corporation Harrisburg, Pa 17105-3608
DIMENSIONS: mm		CHK AL FRANTUM 19 APR 05	
TOLERANCES UNLESS OTHERWISE SPECIFIED: 0 PLC ± - 1 PLC ± 0.3[.01] 2 PLC ± 0.13[.005] 3 PLC ± - 4 PLC ± - ANGLES ± - Z		APVD	NAME
		PRODUCT SPEC	CONNECTOR ASSEMBLY, 92 DUAL POSITION, .050 SERIES, STANDARD EDGE SURFACE MOUNT
MATERIAL		APPLICATION SPEC	SIZE
FINISH		WEIGHT	CAGE CODE
① ② ③ ④ ⑤		CUSTOMER DRAWING	DRAWING NO
		SCALE 4:1	RESTRICTED TO
		SHEET 1 OF 2	REV A



RECOMMENDED CONNECTOR MOUNTING HOLE PATTERN  
 (CONNECTOR SIDE SHOWN)



RECOMMENDED MATING BOARD EDGE CONFIGURATION



THIS DRAWING IS A CONTROLLED DOCUMENT.		DIN AL FRANTUM 19 APR 05 CJK AL FRANTUM 19 APR 05 APVD PRODUCT SPEC APPLICATION SPEC WEIGHT CUSTOMER DRAWING	<b>tyco</b> Tyco Electronics Corporation Harrisburg, Pa 17105-3608
DIMENSIONS: mm TOLERANCES UNLESS OTHERWISE SPECIFIED: 0 PLC ± .01 1 PLC ± 0.3[.01] 2 PLC ± 0.13[.005] 3 PLC ± .01 4 PLC ± .01 ANGLES ± .2°	MATERIAL: SEE SHEET 1 FINISH: SEE SHEET 1	SIZE: A1 CAGE CODE: 00779 DRAWING NO: 5145246	RESTRICTED TO: - SCALE: 4:1 SHEET: 2 OF 2 REV: A