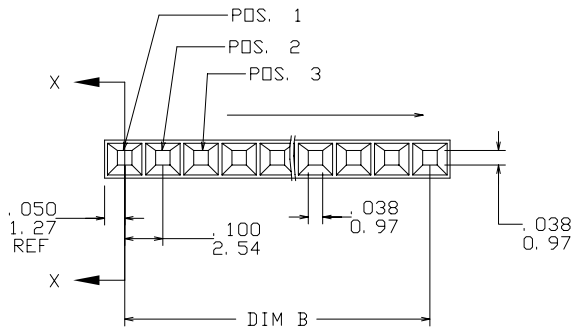
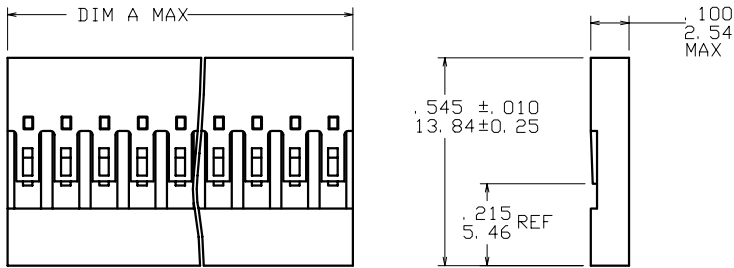


PRODUCT NUMBER

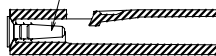
SEE TABLE



NOTES :

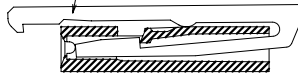
- ① POLARIZING KEY MUST BE COMPLETELY SEATED AGAINST THE ANGLES OF THE MALE PIN LEAD-IN.
2. CSA CERTIFIED. MUST CONFORM TO BUS-22-265.
- ③ MOLDING MATERIAL : MODIFIED POLYPHENYLENE ETHER, COLOR: BLACK, MEETING UL-94V-0.
4. TO BE MATED WITH PIN .230/5.84 LONG.
5. THIS HOUSING IS INTENDED FOR USE WITH MINI PV™ TERMINAL WITH 22-36 AWG WIRE.
6. FOR APPLICATION INFORMATION SEE TA-531. PRODUCT SPECIFICATION: BUS-12-067.
- ⑦ PACKAGE EIGHT-DIGIT PART NUMBERS FOLLOWED BY A "B" IN BULK PACKAGING PER BUS-14-022.
8. PRODUCT MEETS EUROPEAN UNION DIRECTIVES AND OTHER COUNTRY REGULATIONS AS DESCRIBED IN GS-22-008.
9. THIS PRODUCT IS NOT INTENDED TO BE EXPOSED TO MANUFACTURING SOLDER PROCESSES.

65307-001
POLARIZING PLUG
NOTE 1

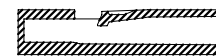


TYPICAL POLARIZED
DETAIL X

65167-001
POLARIZING LATCH KEY



TYPICAL LATCH
DETAIL Y



MOLDED SHUT CAVITY
DETAIL Z

mat'l. code SEE NOTE 3				surface	tolerance	projection	product family	
				✓			PV HOUSINGS	
ltr	ec'n no	dr	date	tolerances unless otherwise specified		INCH/MM	title	
T	v07-0493	HTB	2007-07-27	angles	linear			
-	-	-	-		XXX-01/XX-3	scale 2:1	MINI LATCH HOUSING POL. SINGLE ROW .100 [2.54] CC	
M	v71422	HTB	1997-09-30	0°±2'	XXX-005/XX-13			
N	v90972	CGC	1999-05-10	dr	S. ROYER	1988-08-18	dwg no	
P	v03-1357	PJ	2004-02-06	engr	J. SHUEY	1988-08-18		
R	v05-0713	DAI	2005-07-29	chr	J. SHUEY	1988-08-18	sheet 1 of 2	
S	v06-0419	HTB	2006-05-02	appd	J. SHUEY	1988-08-18		
sheet	revision	T	T					type
index	sheet	1	2					



Copyright FCJ

PRODUCT NUMBER	NO. OF POSITIONS	LATCH OR POLARIZED POSITION	DIM A MAX.	DIM B	COMMENTS
65406-001LF	4	2	.405/10.29	.300/7.62	DETAIL X
65406-002LF	4	3	.405/10.29	.300/7.62	DETAIL X
65406-003LF	8	2	.805/20.45	.700/17.78	DETAIL X
65406-004LF	8	7	.805/20.45	.700/17.78	DETAIL X
65406-005LF	10	2	1.005/25.53	.900/22.86	DETAIL X
65406-006LF	10	9	1.005/25.53	.900/22.86	DETAIL X
65406-007LF	12	2	1.205/30.61	1.100/27.94	DETAIL X
65406-008LF	12	11	1.205/30.61	1.100/27.94	DETAIL X
65406-009LF	14	2	1.405/35.69	1.300/33.02	DETAIL X
65406-010LF	16	2	1.605/40.77	1.500/38.10	DETAIL X
65406-011LF	16	15	1.605/40.77	1.500/38.10	DETAIL X
65406-012LF	20	2	2.005/50.93	1.900/48.26	DETAIL X
65406-013LF	20	19	2.005/50.93	1.900/48.26	DETAIL X
65406-014LF	24	2	2.405/61.09	2.300/58.42	DETAIL X
65406-015LF	24	23	2.405/61.09	2.300/58.42	DETAIL X
65406-016LF	5	2	.505/12.83	.400/10.16	DETAIL X
65406-017LF	5	4	.505/12.83	.400/10.16	DETAIL X
65406-018LF	4	2	.405/10.29	.300/7.62	DETAIL Y
65406-019LF	4	3	.405/10.29	.300/7.62	DETAIL Z
65406-020LF	4	2	.405/10.29	.300/7.62	DETAIL Z
65406-021LF	3	3	.305/7.75	.200/5.08	DETAIL Z
65406-022LF	7	3	.705/17.91	.600/15.24	DETAIL Z

NOTE 7



FCconnect.com

Copyright FCJ

mat'l. code SEE NOTE 3		surface <input checked="" type="checkbox"/>	tolerance	projection 	product family PV HOUSINGS
ltr	ecn no	dr	date	tolerances unless otherwise specified	title
T				angles linear XX+01/XX+3 XXX+005/XXX+3 XXXX+0020/XXX+051	MINI LATCH HOUSING POL. SINGLE ROW .100 [2.54] CC
				0"±2"	INCH/MM scale 1:1
		dr	S. ROYER	1988-08-18	dwg no 65406
		engr	T. HANNA	1988-08-18	sheet 2 of 2
		chr	T. HANNA	1988-08-18	size A3
		appd	T. HANNA	1988-08-18	type Product Customer Drawing
sheet index	revision sheet				