PRODUCT N°	NB OF TERMINAL	DIM"C"	DIM"D"	CONTACTS PLACED IN CAVITY (ACCORDING TO VIEW "A")															
87627–Y01(H)LF	2	12.70	15.08	X					X										
87627–Y02(H)LF	5	15.24	17.70			X	X	X											
87627–Y03(H)LF	4	15.24	17.70	X	X		X	X											
87627–Y04(H)LF	8	40.64	43.10	X		X		X		X				X		X		X		X
87627–Y05(H)LF	5	15.24	17.70	X	X		X	X	X										
87627–Y06(H)LF	5	15.24	17.70			X	X		X	X									
87627–Y07(H)LF	3	10.16	12.62	X		X		X											
87627–Y08(H)LF	7	35.56	43.10	X		X		X		X		X		X		X		X	
87627–Y09(H)LF	4	15.24	17.70	X		X		X		X									
				1	2	3	4	5	6	7	8	9	10	11	12	13	14	15	16	17

RoHS COMPATIBLE, SEE NOTE 6

VIEW "A"

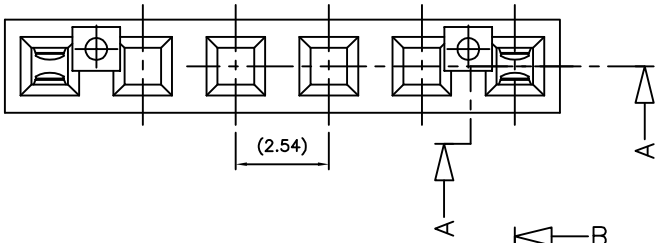

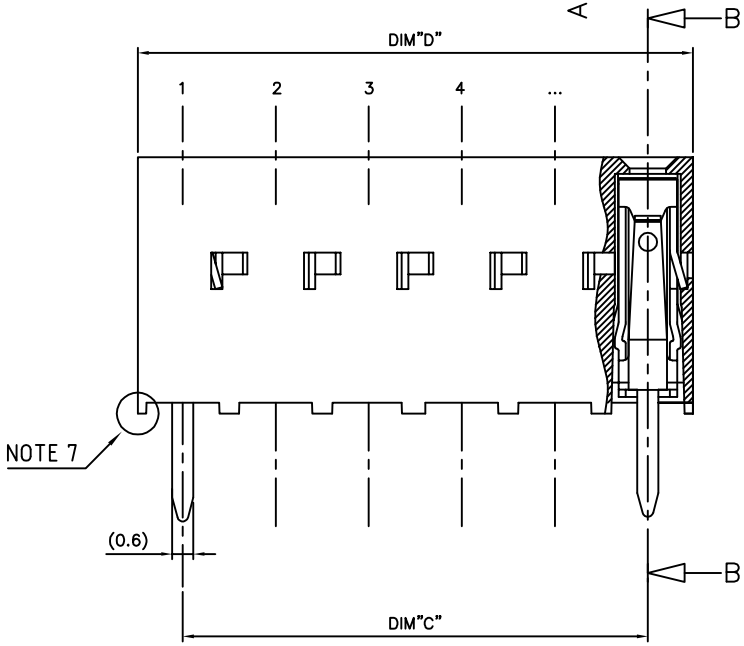

SECTION A–A

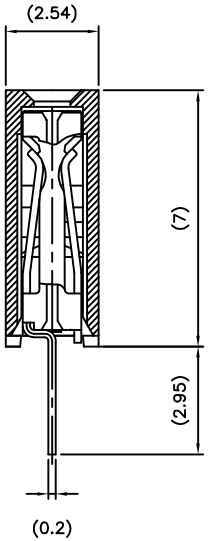

SECTION B–B

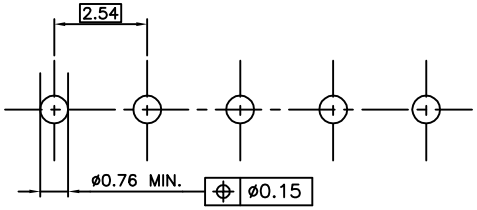

RECOMMENDED HOLE PATTERN

NOTES:

1 – MATERIAL HOUSING: THERMOPLASTIQUE POLYESTER 30% GLASS FILLED, COLOUR BLUE. FLAME RETARDANT PER UL–94V0.

2 – MATERIAL TERMINAL: PHOSPHOR BRONZE EXTRA HARD.

3 – RECOMMENDED APPLICATION DATA: SEE TA 804.

4 – SUFFIX LETTER"H" AT THE END OF THE P/N INDICATES A HIGH TEMPERATURE HOUSING, MATERIAL: PCT 30% GLASS FILLED COLOR GREY. FLAME RETARDANT PER UL–94V0.

5 – PRODUCT PACKAGED IN TUBE.

6 – RoHS COMPATIBLE PRODUCT SPECIFICATIONS

a – PLATING:
– "LF" MEANS THE PRODUCT IS LEAD–FREE, 2µm MINIMUM MATTE TIN OVER 1.27µm MINIMUM NICKEL UNDERPLATE.

b – MANUFACTURING PROCESS COMPATIBILITY
– THE HOUSING WILL WITHSTAND EXPOSURE TO 260°C ±5°C SOLDER BATH TEMPERATURE FOR 5 SECONDS IN A WAVE SOLDER APPLICATION WITH A 1.6mm MIN THICK CIRCUIT BOARD.

c – LABELING:
– MEETS PACKAGING SPECS AS PER GS–14–920

d – LEGAL STATEMENT: SEE GS–47–0004

7 – END STAND–OFFS FOR 1x2 UP TO 1X5 POS
NO END STAND–OFFS FOR 1x6 UP TO 1x50 POS

87627–4XXLF	5µm Sn	Sn
87627–3XXLF	0.76µm GOLD	Sn
PLATING CODE	CONTACT AREA	SOLDER TAIL
	PLATING THICKNESS OVER 1.27µm Ni	

mat'l. code SEE NOTES				surface ISO 1302		tolerance ISO 406 ISO 1101	
Ltr	ecn no	dr	date	tolerances unless otherwise specified			
S	B–19123	LMU	14.10.21	angles	Linear	±0.3	
L	F04–0337	DLE	04.08.31	±2°			
M	F04–0347	DLE	04.11.09	dr	P.NIZZI	96.10.10	
N	F06–0204	DLE	06.06.21	engr	JM.PHAMVAN	96.10.10	
P	F07–0271	LMU	07.12.06	chr	P.NIZZI	96.10.10	
R	F11–0043	JCO	12.02.22	appd	JM.P	96.10.10	
sheet index	revision sheet						

projection mm scale 10:1

product family: DX VCC SR

title: SELECTED LOADED

dwg no: 87627 sheet 1 of 1 size A2

type: CUSTOMER Drawing

Copyright FCI
FCIconnect.com
form: A2
Printed: Oct 29, 2014
STATUS:Released
PDS: Rev :S