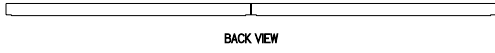
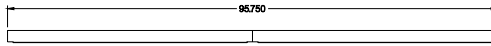
 **PART No. CWBA296**
for more information visit
www.hammfg.com
Data subject to change without notice
Isometric drawing Not to Scale



BACK VIEW

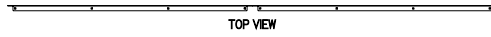
L
LEFT SIDE VIEW



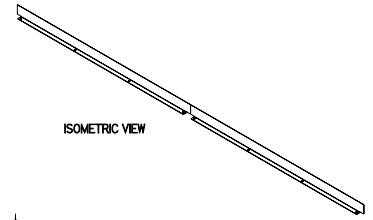
FRONT VIEW



BOTTOM VIEW



TOP VIEW



ISOMETRIC VIEW



RIGHT SIDE VIEW