
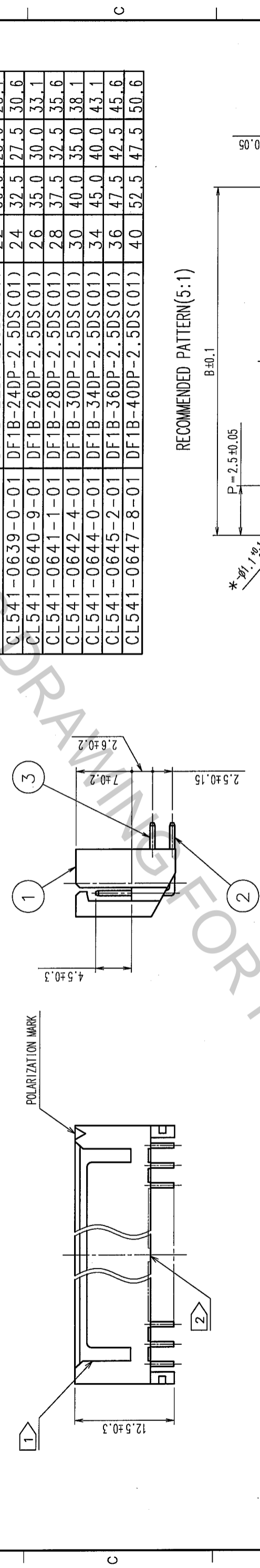



COUNT	DESCRIPTION OF REVISIONS	BY	CHKD	DATE	COUNT	DESCRIPTION OF REVISIONS	BY	CHKD	DATE
△					△				
△					△				
△					△				



CODE NO	PART NO	CONTACT	A	B	C
CL541-0654-3-01	DF1B-4DP-2.5DS(01)	4	7.5	2.5	5.6
CL541-0655-6-01	DF1B-6DP-2.5DS(01)	6	10.0	5.0	8.1
CL541-0656-9-01	DF1B-8DP-2.5DS(01)	8	12.5	7.5	10.6
CL541-0632-0-01	DF1B-10DP-2.5DS(01)	10	15.0	10.0	13.1
CL541-0633-3-01	DF1B-12DP-2.5DS(01)	12	17.5	12.5	15.6
CL541-0634-6-01	DF1B-14DP-2.5DS(01)	14	20.0	15.0	18.1
CL541-0635-9-01	DF1B-16DP-2.5DS(01)	16	22.5	17.5	20.6
CL541-0636-1-01	DF1B-18DP-2.5DS(01)	18	25.0	20.0	23.1
CL541-0637-4-01	DF1B-20DP-2.5DS(01)	20	27.5	22.5	25.6
CL541-0638-7-01	DF1B-22DP-2.5DS(01)	22	30.0	25.0	28.1
CL541-0639-0-01	DF1B-24DP-2.5DS(01)	24	32.5	27.5	30.6
CL541-0640-9-01	DF1B-26DP-2.5DS(01)	26	35.0	30.0	33.1
CL541-0641-1-01	DF1B-28DP-2.5DS(01)	28	37.5	32.5	35.6
CL541-0642-4-01	DF1B-30DP-2.5DS(01)	30	40.0	35.0	38.1
CL541-0644-0-01	DF1B-34DP-2.5DS(01)	34	45.0	40.0	43.1
CL541-0645-2-01	DF1B-36DP-2.5DS(01)	36	47.5	42.5	45.6
CL541-0647-8-01	DF1B-40DP-2.5DS(01)	40	52.5	47.5	50.6

NOTE 1: FOR 4 AND 6 CONTACTS, ONE MIS-INSERTION DEPRESSION SHALL BE MADE, FOR OTHERS, 2 MIS-INSERTION DEPRESSION AS SHOWN IN FIGURE 2.
 2: STAND-OFF SHALL MOVE RIGHT FOR 1.25 WHEN ONE-SIDE, ONE-ROW IS ODD.
 (Stand-off design shall be available for eight contacts and over)

NO.	MATERIAL	FINISH, REMARKS	NO.	MATERIAL	FINISH, REMARKS
2	BRASS	SURFACE: GOLD PLATED 0.2μm min UNDER PLATING: NICKEL PLATED 1μm min	3	BRASS	SURFACE: GOLD PLATED 0.2μm min UNDER PLATING: NICKEL PLATED 1μm min
1	POLYAMIDE	NATURAL (WHITE), UL94V-0			

CODE NO. (OLD)	FINISH, REMARKS	NO.	MATERIAL	FINISH, REMARKS

SCALE	UNITS	ITM
2 : 1	MM	

DRAWING NO.	PART NO.
EDC3-071801-03	DF1B-*DP-2.5DS(01)

DESIGNED	CHECKED	APPROVED	RELEASED
A. Miura	S. Banerjee/H. Maehara	J. Owa	
'06.02.15	'06.02.15	'06.02.20	'06.02.20

CODE NO.
CL541