


Gap Pad® 3500ULM

Highly Conformable, Thermally Conductive, Ultra-Low Modulus Material

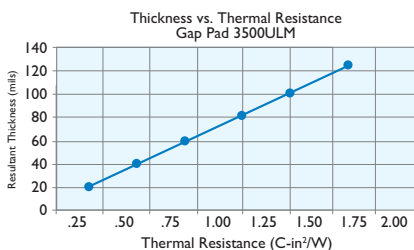
Features and Benefits

- Thermal Conductivity: 3.5 W/m-K
- Fiberglass reinforced for shear and tear resistance
- Non-fiberglass option for applications that require an additional reduction in stress



Gap Pad® 3500ULM (ultra-low modulus) is an extremely soft gap filling material with a thermal conductivity of 3.5 W/m-K. The material offers exceptional thermal performance at low pressures due to a unique 3.5 W/m-K filler package and ultra-low modulus resin formulation. The enhanced material is well suited for high performance applications requiring extremely low assembly stress. Gap Pad® 3500ULM maintains a conformable nature that allows for excellent interfacing and wet-out characteristics, even to surfaces with high roughness and/or topography.

Gap Pad® 3500ULM is offered with and without fiberglass and has higher natural inherent tack on one side of the material, eliminating the need for thermally-impeding adhesive layers. The top side has minimal tack for ease of handling. Gap Pad® 3500ULM is supplied with protective liners on both sides.



TYPICAL PROPERTIES OF GAP PAD 3500ULM

PROPERTY	IMPERIAL VALUE	METRIC VALUE	TEST METHOD
Color	Gray	Gray	Visual
Reinforcement Carrier	Fiberglass or No fiberglass	Fiberglass or No fiberglass	—
Thickness (inch) / (mm)	0.020 to 0.125	0.508 to 3.175	ASTM D374
Inherent Surface Tack	2	2	—
Density (Bulk Rubber) (g/cc)	3.1	3.1	ASTM D792
Heat Capacity (J/g-K)	1.0	1.0	ASTM E1269
Young's Modulus (psi) / (kPa) (1) (2)	4	27.5	—
Continuous Use Temp (°F) / (°C)	-76 to 392	-60 to 200	—
ELECTRICAL			
Dielectric Breakdown Voltage (Vac)	>5000	>5000	ASTM D149
Dielectric Constant (1000 Hz) (3)	6.0	6.0	ASTM D150
Volume Resistivity (Ohm-meter)	10 ¹⁰	10 ¹⁰	ASTM D257
Flame Rating	V-O	V-O	U.L. 94
THERMAL			
Thermal Conductivity (W/m-K)	3.5	3.5	ASTM D5470
THERMAL PERFORMANCE vs. STRAIN			
	Deflection (% strain)		
	10	20	30
Thermal Impedance (°C-in ² /W) 0.040" (4)	0.50	0.44	0.39
1) Young's Modulus, calculated using 0.01 in/min. step rate of strain with a sample size of 0.79 inch ² after 5 minutes of compression at 10% strain on a 1mm thickness material.			
2) Thirty second delay value Shore 000 hardness scale is 70 for 125 mil.			
3) Minimum value at 20 mil.			
4) The ASTM D5470 test fixture was used. The recorded value includes interfacial thermal resistance. These values are provided for reference only. Actual application performance is directly related to the surface roughness, flatness and pressure applied.			

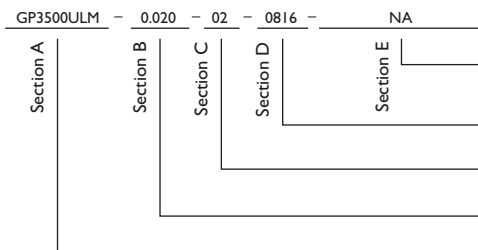
Typical Applications Include:

- Consumer electronics
- ASiCs and DSPs
- Telecommunications
- PC applications

Configurations Available:

- Sheet form and die-cut parts

Building a Part Number



Standard Options

◀ example

NA = Selected standard option. If not selecting a standard option, insert company name, drawing number, and revision level.

0816 = Standard sheet size 8" x 16", or
 00 = custom configuration
 02 = Natural tack, both sides (Without Fiberglass)
 12 = Natural tack, both sides (With Fiberglass)
 05 = Non-tack, one side (Without Fiberglass), 7.87" x 15.75"
 15 = Non-tack, one side (With Fiberglass), 7.87" x 15.75"
 Standard thicknesses available: 0.020" (fiberglass only), 0.040", 0.060", 0.080", 0.100", 0.125"
 GP3500ULM = Gap Pad 3500ULM Material without fiberglass
 GP3500ULM-G = Gap Pad 3500ULM Material with fiberglass
 (GP3500ULM and GP3500ULM-G are also offered in a NT, non-tack, version)

Note: To build a part number, visit our website at www.bergquistcompany.com.



www.bergquistcompany.com

The Bergquist Company -
 North American Headquarters
 18930 West 78th Street
 Chanhassen, MN 55317
 Phone: 800-347-4572
 Fax: 952-835-0430

The Bergquist Company -
 European Headquarters
 Netherlands
 Phone: 31-35-5380684
 Fax: 31-35-5380295

The Bergquist Company -
 Asia Headquarters
 Hong Kong
 Ph: 852-2690-9296
 Fax: 852-2690-3408

All statements, technical information and recommendations herein are based on tests we believe to be reliable, and THE FOLLOWING IS MADE IN LIEU OF ALL WARRANTIES, EXPRESSED OR IMPLIED, INCLUDING THE IMPLIED WARRANTIES OF MARKETABILITY AND FITNESS FOR PURPOSE. Sellers' and manufacturers' only obligation shall be to replace such quantity of the product proved to be defective. Before using, user shall determine the suitability of the product for its intended use, and the user assumes all risks and liability whatsoever in connection therewith. NEITHER SELLER NOR MANUFACTURER SHALL BE LIABLE EITHER IN TORT OR IN CONTRACT FOR ANY LOSS OR DAMAGE, DIRECT, INCIDENTAL, OR CONSEQUENTIAL, INCLUDING LOSS OF PROFITS OR REVENUE ARISING OUT OF THE USE OR THE INABILITY TO USE A PRODUCT. No statement, purchase order or recommendations by seller or purchaser not contained herein shall have any force or effect unless in an agreement signed by the officers of the seller and manufacturer.

PDS_GP_3500ULM_1214