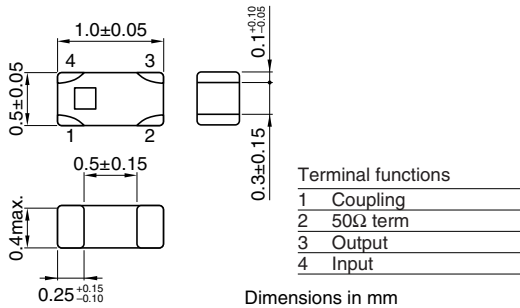


Multilayer Chip Directional Couplers For DCS/PCS

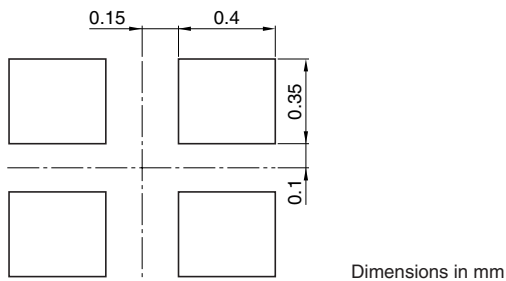
Conformity to RoHS Directive

HHM Series HHM2910E4

SHAPES AND DIMENSIONS



RECOMMENDED PC BOARD PATTERNS



ELECTRICAL CHARACTERISTICS

Frequency range	1710 to 1755MHz	1850 to 1980MHz
Coupling factor	21.2±1.0dB	20.5±1.0dB
Insertion loss	0.22dB max.*1	0.22dB max.*1
	0.25dB max.*2	0.25dB max.*2
Isolation	34dB min.	34dB min.
VSWR	1.4max.	1.4max.
Temperature range	Operating	-40 to +85°C
	Storage	-40 to +85°C

*1 25°C

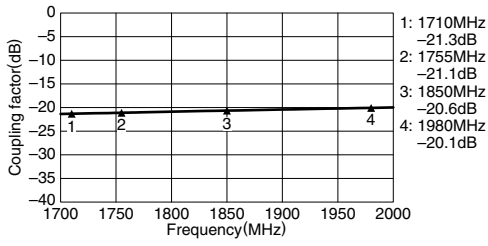
*2 Operating temperature

• Conformity to RoHS Directive: This means that, in conformity with EU Directive 2002/95/EC, lead, cadmium, mercury, hexavalent chromium, and specific bromine-based flame retardants, PBB and PBDE, have not been used, except for exempted applications.

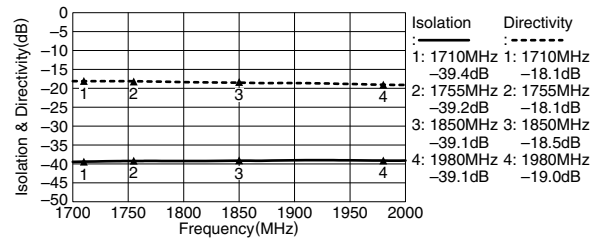
• All specifications are subject to change without notice.

FREQUENCY CHARACTERISTICS

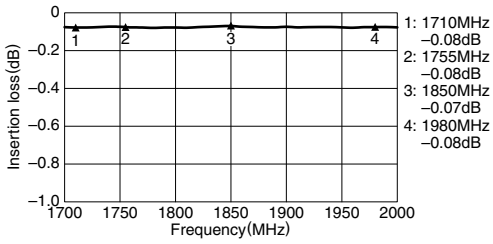
COUPLING



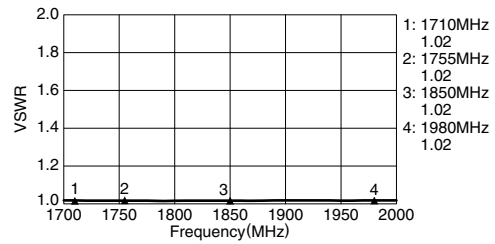
ISOLATION & DIRECTIVITY



INSERTION LOSS



VSWR



• All specifications are subject to change without notice.