

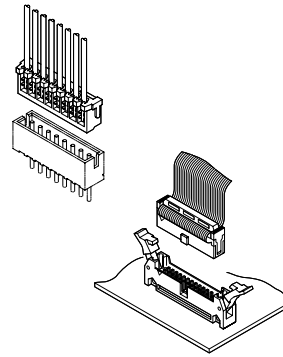

APPLICATION TOOLING

ID tools and machines

ID tools and machines

The arrow mark indicates the press that is applicable to the applicator.

Auto. ID machines for discrete wires
BCD-M5BP



ID applicator for discrete wires and jumper wires
H2 series

ID applicator for 1.27mm(.050") pitch ribbon cables
HID series

ID applicator for discrete wires and jumper wires
H2A series

ID applicator for 1.27mm(.050") pitch ribbon cables
FP series

Auto. ID machines for shielded wires
SCD-M15B



ID applicator for discrete wires
MKD-LP

Hand press

HPD-M2A HPD-M2A-HID

Specifications

- Dimensions: (W x L x H) 130 x 280 x 383mm (5.1" x 11.0" x 15.1")
- Weight: Approx. 7kg(15 lb)

Note: The difference between the HPD-M2A and the HPD-M2A-HID is the main shaft. HPD-M2A is for the H2A series applicators. HPD-M2A-HID is for the HID series applicators.

Pneumatic press

AP-2H

Versatile press applicable to various ID applicators.

Specifications

- Dimensions: (W x L x H) 184 x 302 x 491mm (7.2" x 11.9" x 19.3")
- Weight: Approx. 30kg(66 lb)
- Air pressure: 490 to 690 kPa (5 to 7 kgf/sq.cm)
- Strokes: 50 max./minute
- Pressure output: Approx. 7.5kN (Approx. 760 kgf) when air pressure is 490 kPa (5 kgf/sq.cm)
- Operation method: Air-operated foot valve
- Dies: Applicator replacement

Pneumatic press

AP-2

Versatile press applicable to various ID applicators.

Specifications

- Dimensions: (W x L x H) 141 x 252 x 301mm (5.6" x 9.9" x 11.9")
- Weight: Approx. 16kg(35lb)
- Air pressure: 490 to 690 kPa (5 to 7 kgf/sq.cm)
- Strokes: 50 max./minute
- Pressure output: Approx. 3.8kN (390 kgf) when air pressure is 490 kPa (5 kgf/sq.cm)
- Operation method: Air-operated foot valve
- Dies: Applicator replacement

Note: For the HR connectors, please use AP-2H press that provides bigger pressure output.

Pneumatic press

AP-2D

Pneumatic press for 1.27mm(.050") ribbon cable connectors. Operation is easy and safe as the connector and cable can be set while the sliding applicator is drawn out of the terminating section.

Specifications

- Dimensions: (W x L x H) 141 x 252 x 301mm (5.6" x 9.9" x 11.9")
- Weight: Approx. 16kg(35lb)
- Air pressure: 490 to 686 kPa (5 to 7 kgf/sq.cm)
- Strokes: 50 max./minute
- Applicable connectors: JST's RA, RC & RX connectors
- Pressure output: Approx. 3.8kN (Approx. 390 kgf) when air pressure is 490 kPa (5 kgf/sq.cm)
- Operation method: Air-operated foot valve
- Dies: Applicator replacement

Auto. ID machines for 2.5 mm (.098") & 2.0 mm (.079") pitch jumper wires
RCD-M9BE



Pneumatic press

MKD-LP+AP-K2N

Note: MKD-LP applicators are not applicable to the connectors with glass-filled nylon housings i.e. 12 to 15-circuit DD/DS connectors and 13 to 16-circuit KR connectors.

Specifications

- Dimensions: (WxLxH) 95x515x203mm (3.7"X20.3"X8.0")
- Weight: Approx. 6.5kg(14lb)
- Applicable press: AP-K2N
- Applicable connectors: JST'S connectors for discrete wires.

Pneumatic press

MP-2A

Simple and compact pneumatic press without electrically controlled unit.

Specifications

- Dimensions: (WxLxH) 180x150x250mm (7.1"X5.9"X9.8")
- Weight: Approx. 10kg(22lb)
- Air pressure: 490 to 690kPa (5 to 7kgf/sq.cm)
- Dies: Dies-Main body integrated
- Strokes: 50 max./minute

Optional: Control unit for pneumatic presses

MP-CU

The filter regulator & pressure switch help to make reliable operation even under the air condition is not stable. Light and compact.

Specifications

- Dimensions: (W x L x H) 200 x 300 x 230mm(7.9" x 11.8" x 9.1")
- Weight: Approx. 5kg(11 lb)
- Power source: 100/115/220/240V AC, single-phase, 50/60 Hz
- Air pressure: 490 to 686 kPa (5 to 7 kgf/sq.cm)
- Accessories: Foot switch, power cord

Pistol tool for discrete wires and jumper wires

IDB-12


<Made in Germany>

Specifications

- Dimensions: (W x L x H) 23 x 135 x 175mm (.9" x 5.3" x 6.9")
- Weight: 270g(1lb)
- Dies: Head adaptor (IDH series) replacement
- Compact, light and maintenance free. No inspection or lubrication is necessary.

Auto. ID machines for multi-harnesses
CAM-M12B






		Hand press: HPD-M2A Pneumatic press: AP-2 or AP-2H	Hand press: HPD-M2A	Hand press: HPD-M2A-HID	Pneumatic press: AP-2H Electric press: AP-K2N
		Applicator	Applicator	Applicator	Pitch-feeding applicator
		H2A series	H2 series	HID series	MKD-LP with die set
Connector					
Pitch mm(in.)	Series				
0.8(.031)	SUR	H2A-SUR	H2-SUR30ED-X	—	—
	1.0(.039)	SR	H2A-SR	H2-SR20ED-X	—
		SSR	H2A-SSR	H2-SSR20ED-X	—
1.5(.059)	ASR	H2A-ASR	H2-ASR20ED-X	—	—
	CZ	H2A-CZ	H2-CZ20ED-X	—	—
	ZR	H2A-ZR	H2-ZR20ED-X	—	MKD-LP + MKD-DS-ZR
2.0(.079)	ZA	H2A-ZA	H2-ZA20ED-X	—	MKD-LP + MKD-DS-ZA
	KR (Note 3)	H2A-KR/XR	H2-KR/XR20ED-X	—	MKD-LP + MKD-DS-KR (Note 1)
	KRD	H2A-KRD	H2-KRD20DD-Y	—	—
	CK (Note 4)	H2A-KR/XR	H2-KR/XR20ED-X	—	—
	CR	H2A-CR	H2-CR20ED-X	—	—
	DR	H2A-DR	H2-DR20ED-X	—	MKD-LP + MKD-DS-DR
	DA	H2A-DA	H2-DA20ED-X	—	MKD-LP + MKD-DS-DA
	DD	H2A-DD/DS	H2-DD/DS20ED-X	—	MKD-LP + MKD-DS-DD/DS (Note 1)
	DS				
	2.5(.098)	NR	H2A-NR	H2-NR20ED-X	—
NRD		H2A-NRD	H2-NRD20DD-Y	—	MKD-LP + MKD-DS-NRD (Note 2)
HR		H2A-HR	H2-HR20ED-X	—	MKD-LP + MKD-DS-HR
DB		H2A-DB	H2-DB20ED-X	—	MKD-LP + MKD-DS-DB/DC
DG		H2A-DG	—	—	MKD-LP + MKD-DS-DG
BR		H2A-BR	H2-BR20ED-X	—	MKD-LP + MKD-DS-BR
2.54(.100)	RA	—	—	HID-RA/RX	—
	RC	—	—	HID-RC	—
	RX	—	—	HID-RA/RX	—
3.96(.156)	VR	H2A-VR	H2-VR15DD-Y	—	MKD-LP + MKD-DS-VR (Note 2)
Ribbon cable cutter		—	—	HID-FC	—

Note 1: MKD-LP applicators are not applicable to the connectors with glass-filled nylon housings i.e. 12 to 15-circuit DD/DS connectors and 13 to 16-circuit KR connectors.

Note 2: End-connection only (not through processing)

Note 3: ID tools for the standard KR series connectors are not applicable to the ()KR-4K-** connectors. For ()KR-4K-**, use the tools for the CR series connectors.

Note 4: ID tools for the standard CK series connectors are not applicable to the ()CK-6H-** connectors. For ()CK-6H-**, use the tools for the KR/XR series connectors.

Pneumatic press: AP-2H Electric press: AP-K2N	Pneumatic press: AP-2D	Pistol tool: IDB-12		
Applicator	Applicator	Head adaptor	Connector	
MKD-LR with die set	FP series	IDH series	Series	Pitch mm(in.)
				
—	—	—	SUR	0.8(.031)
—	—	—	SR	1.0(.039)
—	—	—	SSR	
—	—	—	ASR	
—	—	—	CZ	1.5(.059)
—	—	IDH-ZR12	ZR	
—	—	—	ZA	
MKD - LR + MKD-LR-DS-KR	—	IDH-KR12	KR(Notes3)	2.0(.079)
—	—	—	KRD	
—	—	—	CK(Note4)	
—	—	—	CR	
—	—	IDH-DR12	DR	
MKD - LR + MKD-LR-DS-DA	—	IDH-DA12	DA	
—	—	IDH-DD/DS12	DD	
—	—	—	DS	
—	—	IDH-NR12	NR	2.5(.098)
—	—	—	NRD	
MKD - LR + MKD-LR-DS-HR	—	IDH-HR12	HR	
MKD - LR + MKD-LR-DS-DB	—	IDH-DB/DC12	DB	
—	—	—	DG	
—	—	—	BR	
—	FCD-DS FP2-RA/RX	—	RA	2.54(.100)
—	FCD-DS FP2-RC	—	RC	
—	FCD-DS FP2-RA/RX	—	RX	
—	—	IDH-VR12	VR	3.96(.156)
—	—	—	Ribbon cable cutter	