

## General Specifications

### Electrical Capacity (Resistive Load)

**Switching Rating:** 25mA @ 24V DC  
**Nonswitching Rating:** 0.1A @ 50V DC

### Other Ratings

**Contact Resistance:** 50 milliohms maximum  
**Insulation Resistance:** 100 megohms minimum @ 500V DC  
**Dielectric Strength:** 500V AC minimum for 1 minute minimum  
**Mechanical Life:** 2,000 operations minimum  
**Electrical Life:** 2,000 operations minimum  
**Total Travel:** For slide actuator: .031" (0.8mm); for piano actuator: .114" (2.9mm)

### Materials & Finishes

|                   | JS01 Slide DIP                             | JS03 Piano DIP                       |
|-------------------|--|--------------------------------------|
| <b>Actuator:</b>  | Glass fiber reinforced polyamide           | Glass fiber reinforced PBT           |
| <b>Cover:</b>     | Glass fiber reinforced polyamide (UL94V-0) | Glass fiber reinforced PBT (UL94V-0) |
| <b>Base:</b>      | Glass fiber reinforced polyamide (UL94V-0) | Glass fiber reinforced PBT (UL94V-0) |
| <b>Contacts:</b>  | Beryllium copper with gold plating         | Phosphor bronze with gold plating    |
| <b>Terminals:</b> | Brass with gold plating                    | Phosphor bronze with gold plating    |

### Environmental Data

**Operating Temp Range:** -25°C through +70°C (-13°F through +158°F)  
**Humidity:** 90 ~ 95% humidity for 96 hours @ 40°C (104°F)  
**Vibration:** 10 ~ 55Hz with peak-to-peak amplitude of 1.5mm traversing the frequency range & returning in 1 minute; 3 right angled directions for 2 hours  
**Shock:** 50G (490m/s<sup>2</sup>) acceleration (tested in 6 right angled directions, with 5 shocks in each direction)

### PCB Processing

**Soldering:** Wave Soldering Recommended. See Profile A in Supplement section.  
 Manual Soldering: See Profile A in Supplement section.  
 Note: Switches are packaged in OFF position and should be soldered in OFF position.  
**Cleaning:** These devices are not process sealed. Hand clean locally using alcohol based solution.

### Standards & Certifications

**Flammability Standards:** UL 94V-0 rated cover & base  
 The JS series devices have not been tested for UL recognition and CSA certification. These switches are designed for use in a low-voltage, low-current circuit. When used as intended in a low-voltage, low-current circuit, the results do not produce hazardous energy.

Toggles

Rockers

Pushbuttons

Illuminated PB

Programmable

Keylocks

Rotaries

Slides

Tactiles

Tilt

Touch

Indicators

Accessories

Supplement

# Distinctive Characteristics

Slide type and piano type actuators available.

Twin sliding contact mechanism with self-cleaning action (JS01) provides smooth actuation and produces high contact reliability.

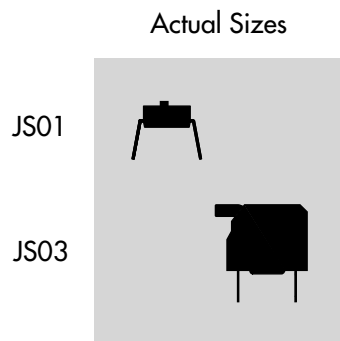

Gold plated contacts prevent oxidation and sulfide effect and provide stable contact resistance.

Use of self-extinguishing UL94V-0 certified material in cover and base provides high arc resistance and high insulation resistance.

Slanted terminals ensure secure PCB mounting and prevent dislodging during wave soldering.

Terminal spacing conforms to standard .100" (2.54mm) PCB grid.

End-to-end stackable.



Toggles

Rockers

Pushbuttons

Illuminated PB

Programmable

Keylocks

Rotaries

**H** Slides

Tactiles

Tilt

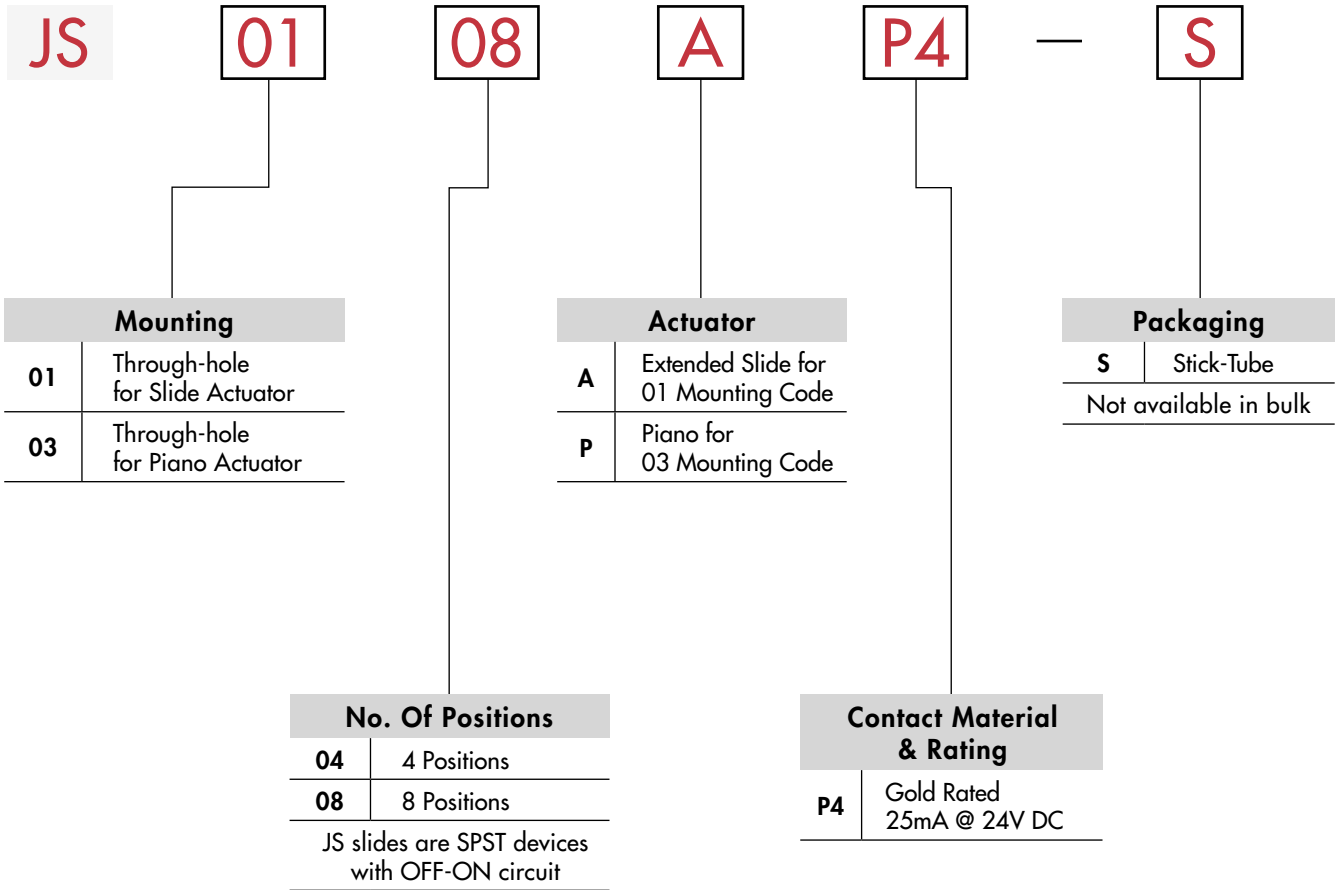
Touch

Indicators

Accessories


Supplement

### TYPICAL SWITCH ORDERING EXAMPLE

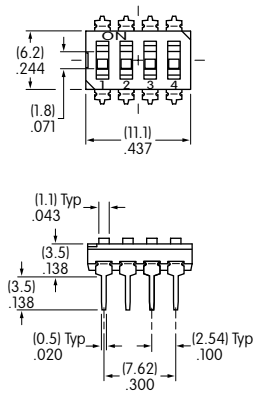


### DESCRIPTION FOR TYPICAL ORDERING EXAMPLE

**JS0108AP4-S**



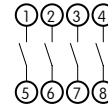
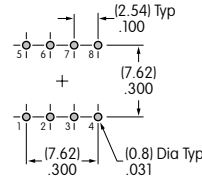
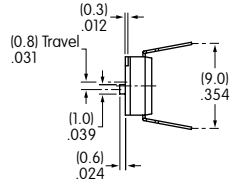
TYPICAL SWITCH DIMENSIONS



End View

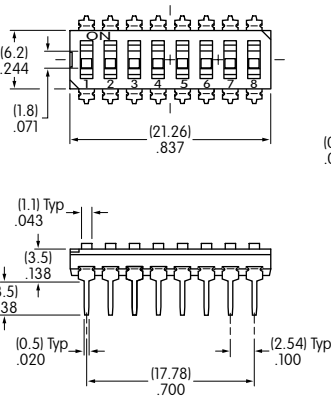
Slide Actuator

4 Positions



Schematic


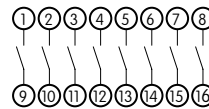
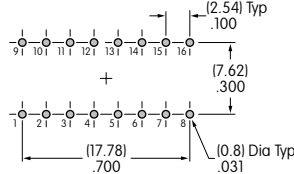
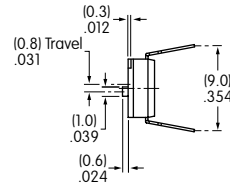
JS0104AP4



End View

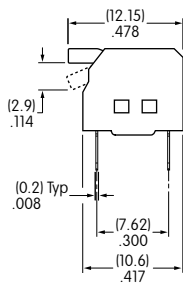
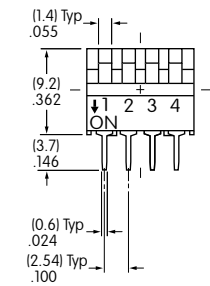
Slide Actuator

8 Positions



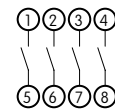
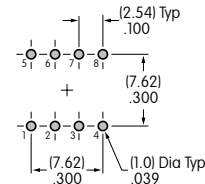
Schematic

JS0108AP4



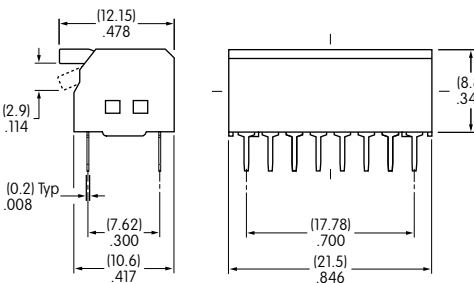
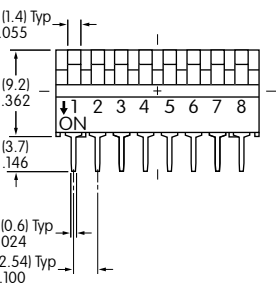
Piano Actuator

4 Positions




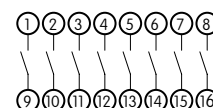
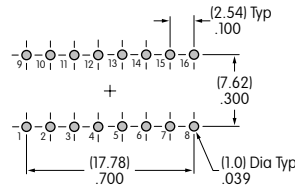
Schematic

JS0304PP4



Piano Actuator

8 Positions



Schematic

JS0308PP4

### PACKAGING

**S**

#### Stick-Tube Packaging

Switches are not available in bulk and must be ordered in increments of:

##### Slide Actuator

JS0104AP4-S: 46 pieces per stick-tube


JS0108AP4-S: 24 pieces per stick-tube

##### Piano Actuator

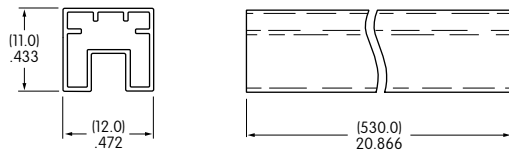
JS0304PP4-S: 44 pieces per stick-tube

JS0308PP4-S: 23 pieces per stick-tube

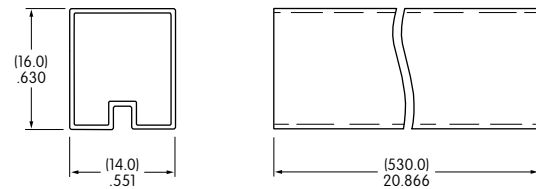
Switches are packaged in OFF position.



**Stick-Tube Dimensions for Slide Actuator  
JS0104AP4-S & JS0108AP4-S**



**Stick-Tube Dimensions for Piano Actuator  
JS0304PP4-S & JS0308PP4-S**



Toggles

Rockers

Pushbuttons

Illuminated PB

Programmable

Keylocks

Rotaries

Slides **H**

Tactiles

Tilt

Touch

Indicators

Accessories

Supplement