



MSP300

Pressure Transducer

SPECIFICATIONS

- **Analog Output or 14-Bit Digital Pressure with 11-Bit Temperature Output**
- **One Piece Stainless Steel Construction**
- **Low Cost**
- **17-4PH or 316L Stainless Steel**
- **Customizable**

The MSP300 pressure transducer from the Microfused line of TE is suitable for measurement of liquid or gas pressure, even for difficult media such as contaminated water, steam, and mildly corrosive fluids.

The transducer pressure cavity is machined from a solid piece of 17-4PH or 316L stainless steel. The standard version includes a 1/4 NPT pipe thread allowing a leak-proof, all metal sealed system. With excellent durability, there are no o-rings, welds or organics exposed to the pressure media.

TE's proprietary Microfused technology, derived from demanding aerospace applications, employs micromachined silicon piezoresistive strain gages fused with high temperature glass to a stainless steel diaphragm. This approach achieves media compatibility simply and elegantly while providing an exceptionally stable sensor without the PN junctions of conventional micromachined sensors.

This product is geared towards industrial and commercial OEMs for small to high volume applications. Standard configurations are suitable for many applications. Please contact factory for your customization needs.

FEATURES

- One Piece Stainless Steel Construction
- Ranges up to 15kpsi
- Digital Pressure and Temperature Output or Analog mV/Amplified Output
- ± 1 %Span Accuracy
- UL Certification (analog only)

APPLICATIONS

- Pumps and Compressors
- Hydraulic/Pneumatic Systems
- Automotive Test Systems
- Energy and Water Management
- Medical Gas Pressure
- Leak Detection
- Remote Measuring Systems
- General Pressure Measurements

STANDARD RANGES (ALL INTERMEDIATE RANGES ARE STANDARD)

Range (psi)	Range (Bar)	Gage/Compound
0 to 100	0 to 007	•
0 to 200	0 to 010	•
0 to 300	0 to 020	•
0 to 500	0 to 035	•
0 to 01k	0 to 070	•
0 to 03k	0 to 200	•
0 to 05k	0 to 350	•
0 to 10k	0 to 700	•
0 to 15k	0 to 01k	•

PERFORMANCE SPECIFICATIONS (ANALOG)

Supply Voltage: 5.0V, Ambient Temperature: 25°C (unless otherwise specified)

PARAMETERS	MIN	TYP	MAX	UNITS	NOTES
Pressure Accuracy (RSS combined Non Linearity, Hysteresis & Repeatability)	-1		1	%Span	BFSL @ 25°C
Pressure Cycles	1.00E+6			0-F.S. Cycles	
Proof Pressure	2X			Rated	
Burst Pressure	5X			Rated	
Isolation, Body to Any Lead	50			MΩ	@ 250Vdc
Long Term Stability (1 year)	-0.25		0.25	%Span	
Zero Thermal Error	-2.0		2.0	%Span	Over comp. temp
Span Thermal Error	-2.0		2.0	%Span	Over comp. temp
Zero Offset (mV Output)	-3.0		3.0	%Span	@ 25°C
Zero Offset (V Output)	-2.0		2.0	%Span	@ 25°C
Span Tolerance	-2.0		2.0	%Span	@ 25°C
Compensated Temperature	0		55	°C	
Operating Temperature	-20		+85	°C	
Storage Temperature	-40		+85	°C	
Load Resistance (RL, mV Output)	1			MΩ	
Load Resistance (RL, V Output)	5			KΩ	
Response Time		1		ms	
Bandwidth	DC to 1KHz (typical)				
Shock	50g, 11 msec Half Sine Shock per MIL-STD-202G, Method 213B, Condition A				
Vibration	±20g, MIL-STD-810C, Procedure 514.2-2, Curve L				
Wetted Material (except elastomer seal)	17-4PH or 316L Stainless Steel				

For custom configurations, consult factory.

PERFORMANCE SPECIFICATIONS (DIGITAL)

Supply Voltage: 3.3V, Ambient Temperature: 25°C (unless otherwise specified)

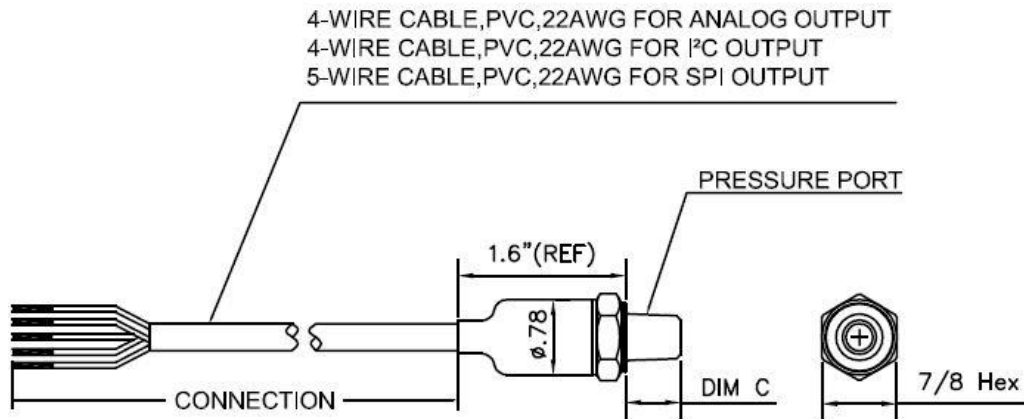
PARAMETERS	MIN	TYP	MAX	UNITS	NOTES
Supply Voltage	2.7		5.0	Vdc	
Output at Zero Pressure	720	1000	1280	Count	
Output at FS Pressure	14720	15000	15280	Count	
Current Consumption			3.5	mA	
Proof Pressure	2X			Rated	
Burst Pressure	5X			Rated	
Isolation, Body to Any Lead	50			MΩ	@ 250Vdc
Pressure Cycles	1.00E+6			0-F.S. Cycles	
Pressure Accuracy (RSS combined Non Linearity, Hysteresis & Repeatability)	-1		1	%Span	BFSL @ 25°C
Temperature Accuracy	-3		3	°C	1
Zero Thermal Error	-2.0		2.0	%Span	Over comp. temp
Span Thermal Error	-2.0		2.0	%Span	Over comp. temp
Long Term Stability (1 year)	-0.25		0.25	%Span	@ 25°C
Compensated Temperature	0		55	°C	
Compensated Temperature Output	512		1075	Count	
Operating Temperature	-20		+85	°C	
Storage Temperature	-40		+85	°C	
Shock	50g, 11 msec Half Sine Shock per MIL-STD-202G, Method 213B, Condition A				
Vibration	±20g, MIL-STD-810C, Procedure 514.2-2, Curve L				
Wetted Material (except elastomer seal)	17-4PH or 316L Stainless Steel				

For custom configurations, consult factory.

Notes

1. Pressure port temperature over compensated temperature range.

DIMENSIONS



CODE	PORT	DIM C
2	1/4-19 BSPP	0.453 [11.50]
4	7/16-20 UNF-A MALE SAE J514 STRAIGHT THREAD O-RING BUNA-N 70SH-904, ID8.92mm x W1.83mm	0.435
		[11.05]
5	1/4-18 NPT	0.596 [15.14]
6	1/8-27 NPT	0.475 [12.06]
E	1/4-19 BSPT	0.50 [12.70]
F	1/4-19 BSPP FEMALE	0.70 [17.78]
K	1/8-27 NPT FEMALE	0.70 [17.78]
P	7/16-20 UNF-2A FEMALE SAE J514 STRAIGHT THREAD WITH INTEGRAL VALVE DEPRESSOR	0.689 [17.50]
Q	M10 x 1.0 mm	0.42 [10.67]
S	M12 x 1.5 mm	0.53 [13.46]
U	G/14 DIN 3852 FORM E GASKET DIN3869-14 NBR	0.547 [13.90]
W	M20 x 1.5 mm	0.702 [17.83]

CODE	CONNECTION TYPE
1	CABLE 2 FT
2	CABLE 4 FT
3	CABLE 10 FT
M	CABLE 1 M
N	CABLE 2 M
P	CABLE 5 M
R	CABLE 10 M

OUTPUT (ANALOG)

Code	Output	Supply	Ratiometricity	Red	Black	Green	White
1	0 – 50mV	5V	Yes	+Supply	-Supply	+Output	-Output
2	0 – 100mV	5V	Yes	+Supply	-Supply	+Output	-Output
3	0.5 – 4.5V	5 ± 0.25V	Yes	+Supply	Common	Cut Off	+Output
4	1 – 5V	10 – 30V	No	+Supply	Common	Cut Off	+Output
5	4 – 20mA	9 – 30V	No	+Supply	-Supply	Cut Off	Cut Off

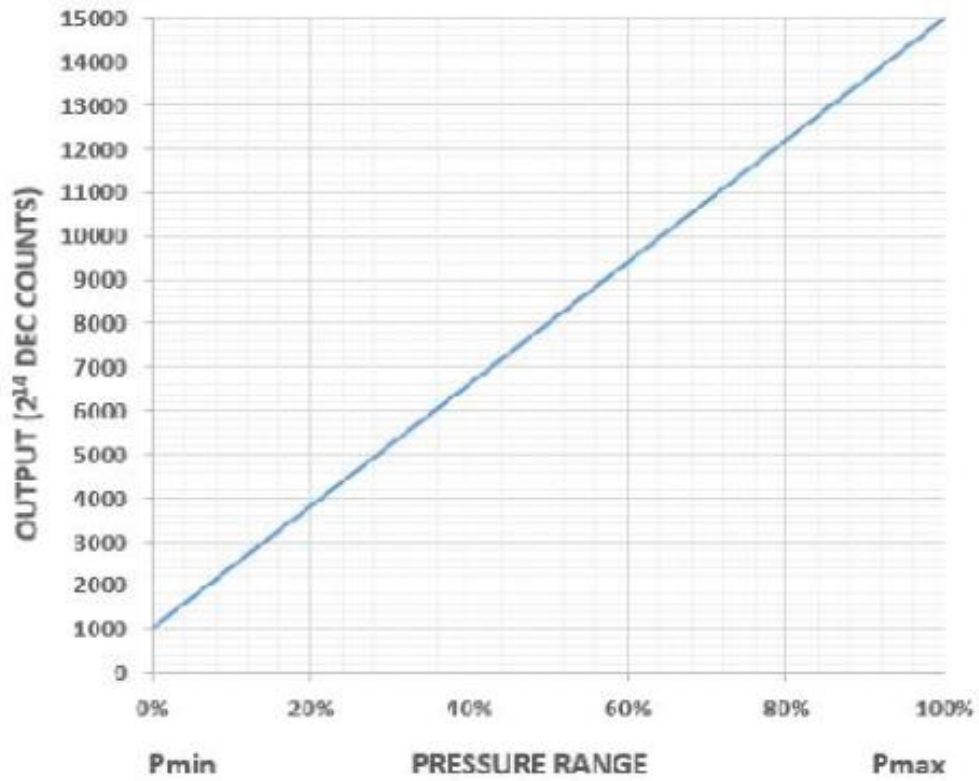
OUTPUT (DIGITAL)

Code	Output	Supply	Red	Black	Green	White	Yellow
J	I ² C	2.7 – 5.0V	+Supply	-Supply	SCL	SDA	--
S	SPI	2.7 – 5.0V	+Supply	-Supply	SCLK	MISO	SS

PRESSURE OUTPUT

SENSOR OUTPUT AT SIGNIFICANT PERCENTAGES

% OUTPUT	DIGITAL COUNTS (DECIMAL)	DIGITAL COUNTS (HEX)
0%	1000	0 × 3E8
5%	1700	0 × 6A4
10%	2400	0 × 960
50%	8000	0 × 1F40
90%	13600	0 × 3520
95%	14300	0 × 37DC
100%	15000	0 × 3A98

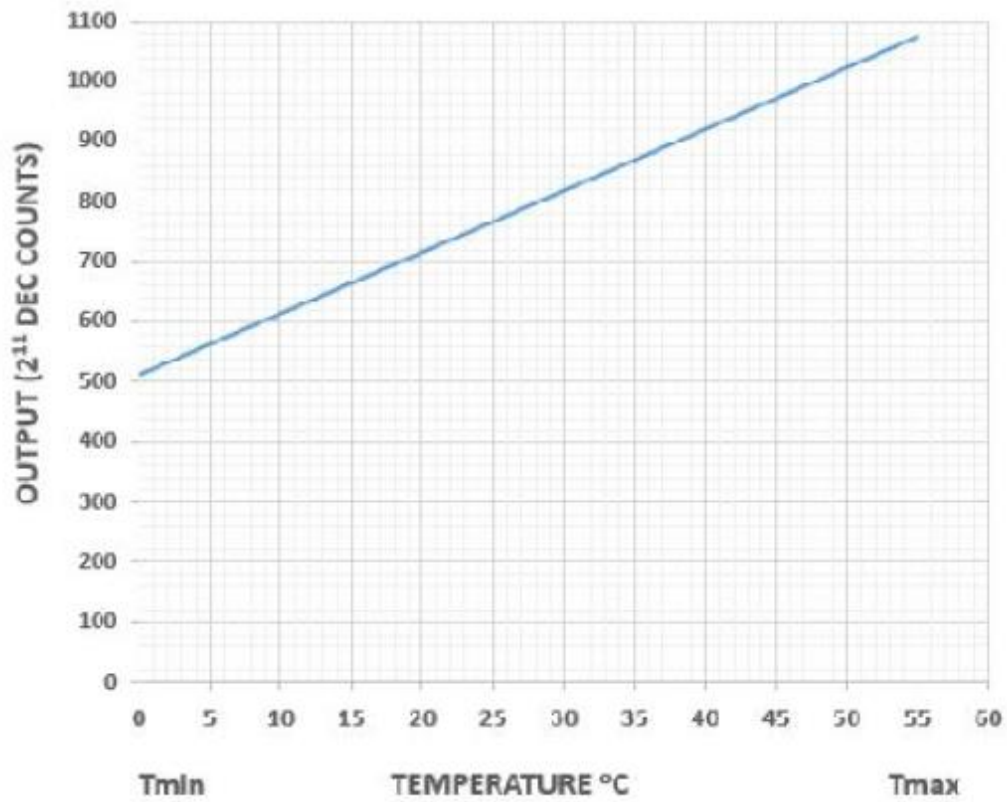


$$\text{OUTPUT (DECIMAL COUNTS)} = \frac{15000-1000}{P_{\text{max}} - P_{\text{min}}} \times (P_{\text{applied}} - P_{\text{min}}) + 1000$$

TEMPERATURE OUTPUT

TEMPERATURE OUTPUT

OUTPUT °C	DIGITAL COUNTS (DECIMAL)	DIGITAL COUNTS (HEX)
0	512	0 × 200
10	614	1 × 266
25	767	2 × 2FF
40	921	3 × 399
55	1075	4 × 433



$$\text{OUTPUT (DECIMAL COUNTS)} = \frac{(\text{OUTPUT}^{\circ\text{C}} + 50^{\circ\text{C}}) \times 2048}{150^{\circ\text{C}} - (-50^{\circ\text{C}})}$$

ORDERING INFORMATION

M30	2	1	-	0	0	0	0	0	5	-	100P	G	
Model	Output	Connection Type	-	Port Material	Oxygen Clean	0	Sleep Mode (Digital Only)	Address for I ² C (Digital Only)	Pressure Port	-	Pressure Range	Pressure Type	
M30	1 = 0 – 50mV 2 = 0 – 100mV 3 = 0.5 – 4.5V 4 = 1 – 5V 5 = 4 – 20mA J = I ² C S = SPI	1 = Cable 2 ft 2 = Cable 4 ft 3 = Cable 10 ft M = Cable 1 m N = Cable 2 m P = Cable 5 m R = Cable 10 m	-	0 = 17-4PH SS 1 = 316L SS	0 = No Selection 1 = Oxygen Clean B40.1 Level IV	0	0 = Without Sleep Mode 1 = With Sleep Mode (If Analog, use "0")	0 = 0x28H 1 = 0x36H 2 = 0x46H 3 = 0x48H 4 = 0x51H (If Analog or SPI, use "0")	2 = 1/4-19 BSPP 4 = 7/16-20 UNF-2A Male SAE J514 Straight Thread O-Ring BUNA-N 70SH-904, ID8.92mm x W1.83mm 5 = 1/4-18 NPT 6 = 1/8-27 NPT E = 1/4-19 BSPT F = 1/4-19 BSPP Female K = 1/8-27 NPT Female P = 7/16-20 UNF-2A Female SAE J514 Straight Thread with Integral Valve Depressor Q = M10 x 1.0 mm S = M12 x 1.5 mm U = G1/4 DIN 3852 Form E Gasket DIN3869-14 NBR W = M20 x 1.5 mm	-	100P 200P 300P 500P 01KP 03KP 05KP 10KP 15KP	007B 010B 020B 035B 070B 200B 350B 700B 01KB	G = Gage C = Compound

NORTH AMERICA

Measurement Specialties, Inc.,
 a TE Connectivity company
 45738 Northport Loop West
 Fremont, CA 94538
 Tel: +1 800 767 1888
 Fax: +1 510 498 1578
customercare.frmt@te.com

EUROPE

MEAS France SAS,
 a TE Connectivity company
 4 Rue Gaye Marie
 31027 Toulouse, France
 Tel: +33 (5) 822 822 00
 Fax: +33 (5) 820 821 51
customercare.tlse@te.com

ASIA

Measurement Specialties (China) Ltd.,
 a TE Connectivity company
 No. 26 Langshan Road
 Shenzhen High-Tech Park (North) Nanshan District,
 Shenzhen, 518057
 China
 Tel: +86 755 3330 5088
 Fax: +86 755 3330 5099
customercare.shzn@te.com

TE.com/sensorsolutions

Measurement Specialties, Inc., a TE Connectivity company.

Measurement Specialties, TE Connectivity, TE Connectivity (logo) and EVERY CONNECTION COUNTS are trademarks. All other logos, products and/or company names referred to herein might be trademarks of their respective owners.

The information given herein, including drawings, illustrations and schematics which are intended for illustration purposes only, is believed to be reliable. However, TE Connectivity makes no warranties as to its accuracy or completeness and disclaims any liability in connection with its use. TE Connectivity's obligations shall only be as set forth in TE Connectivity's Standard Terms and Conditions of Sale for this product and in no case will TE Connectivity be liable for any incidental, indirect or consequential damages arising out of the sale, resale, use or misuse of the product. Users of TE Connectivity products should make their own evaluation to determine the suitability of each such product for the specific application.

© 2015 TE Connectivity Ltd. family of companies All Rights Reserved.