

Small-signal MOSFET Selection Guide

Broad selection of small-signal MOSFETs for a wide range of applications

Our advanced MOSFET solutions deliver the flexibility and performance that today's market demands. Choose from a wide range of general-purpose MOSFET solutions, available in a variety of packages, from the larger SOT223 to the ultra small DFN1006B-3, the ultimate in miniaturization.

Key features

- ▶ Voltage range: 12 to 300 V
- ▶ Package sizes: 1 x 0.6 to 5 x 6 mm
- ▶ R_{DSon} as low as 10 m Ω
- ▶ Leadless packages with 100% solderable side pads
- ▶ ESD-protected devices up to 3 kV HBM

Key applications

- ▶ Power management
- ▶ Charging circuits
- ▶ Power switches (motors, fans, etc.)
- ▶ LED drivers
- ▶ LCD backlighting

Key benefits

- ▶ New AEC-Q101 qualified types
- ▶ New ultra-small leadless package DFN1006B-3
- ▶ New 2 x 2 mm leadless package with high P_{tot} capability to replace significantly larger packages like SO8


New leadless package innovation – DFN2020MD-6

NXP has developed a new 2 x 2 mm leadless package with the unique feature of 100% tin-plated, solderable side pads. The concept is based on galvanic plating. These solderable side pads enable visual inspection of solder joints, and allow for tighter contact onto the PCB. The package saves cost in production by eliminating the need for x-ray solder inspection.

NXP package 100% solderable side pads	Packages from other suppliers
	
<p>100% solder wetting solution with new 2 x 2 mm leadless package DFN2020MD-6</p> <ul style="list-style-type: none"> ▶ Optimal visual solder inspection ▶ High-quality solder connections 	<ul style="list-style-type: none"> ▶ No complete wetting on side pad ▶ Quality of solder connection difficult to determine ▶ Very limited options for optical solder inspection



Thermal capability comparison



For more information please visit our website:


<http://www.nxp.com/campaigns/ultra-small-mosfets>

<http://www.nxp.com/news/news-archive/2012/DFN2020-with-solderable-side-pads.html>

Small-signal MOSFETs in new DFN2020MD-6 (SOT1220) single package

Package											DFN2020MD-6 (SOT1220)			
Size (mm)											2.0 x 2.0 x 0.65			
P _{tot} (mW)											>1500			
Polarity	V _{DS} (V)	V _{GS} (V)	I _D (A)	V _{GS(th)} min (V)	V _{GS(th)} max (V)	t _{on} typ (ns)	t _{off} typ (ns)	Q _G typ (nC)	ESD protection (kV)	R _{DSon} typ (mΩ) @ V _{GS} =				
										10 V	4.5 V	2.5 V	1.8 V	
Nch	20	8							-		12			PMPB12UN*
Nch	20	8							-		20			PMPB20UN*
Nch	20	12							2		10			PMPB10XNE*
Nch	20	12							-		15			PMPB15XN*
Nch	20	12							2		23			PMPB23XNE*
Nch	30	12							-		16			PMPB16XN*
Nch	30	12							2		13			PMPB13XNE*
Nch	30	12							2		29			PMPB29XNE*
Nch	30	12							-		33			PMPB33XN*
Nch	30	20							-		11			PMPB11EN*
Nch	30	20	8.5	1.1	2.2	24	11	7.2	-	16	20			PMPB20EN*
Nch	60	16							-		40			PMPB40SNA*
Pch	12	12							-		15			PMPB15XP*
Pch	20	12							-		19			PMPB19XP*
Pch	20	12							-		33			PMPB33XP*
Pch	20	12							2		20			PMPB20XPE*
Pch	20	12							2		29			PMPB29XPE*
Pch	20	12							2		43			PMPB43XPE*
Pch	30	12							-		47			PMPB47XP*
Pch	30	20							-		27			PMPB27XP*
Pch	30	20							-		48			PMPB48EP*

Small-signal MOSFET – Schottky combination

Package														DFN2020-6 (SOT1118)			
																	
Size (mm)														2.0 x 2.0 x 0.65			
P _{tot} (mW)														>500			
Configuration	V _{DS} (V)	V _{GS} (V)	I _D (A)	V _{GS(th)} min (V)	V _{GS(th)} max (V)	t _{on} typ (ns)	t _{off} typ (ns)	Q _G typ (nC)	ESD protection (kV)	I _F (A)	V _R (V)	V _F typ. (mA)	R _{DSon} typ (mΩ) @ V _{GS} =				
													4.5 V	2.5 V	1.8 V		
Single + Schottky	20	8	3.3	0.5	1.5	15	92	4.5	1	2	30	455	58	72	100	PMFPB6545UP	
			3.3	0.5	1.5	15	92	4.5	1	2.2	30	325	58	72	100	PMFPB6532UP	
			3							1	2.2	30	325	80			PMFPB8045XP*
			3							1	2.2	30	325	80			PMFPB8032XP*

* Products to be released in 2012

Small-signal MOSFET – NPN transistor combination

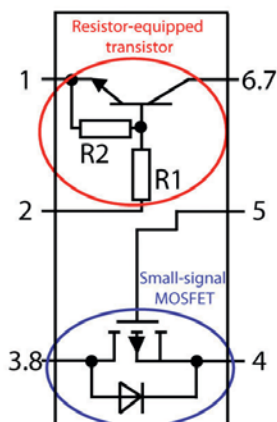
Type number	Package	Channel type	V _{DS} max (V)	V _{GS} max (V)	I _D max (A)	V _{GS(th)} min (V)	V _{GS(th)} max (V)	R _{DSon} max @ V _{GS} = 4.5 V (mΩ)	R _{DSon} max @ V _{GS} = 2.5 V (mΩ)
PMC85XP	DFN2020-6 (SOT1118)	P-ch MOSFET	30	12	3.4	0.45	1	110	140
		Channel type	V _{CEO} max (V)	V _{EB0} max (V)	I _o max (A)	V _I (off) typ (V)	V _I (on) typ (V)	h _{FE} typ	V _{CEsat} max (V)
		NPN RET	50	10	0.1	0.6	0.9	100	0.1

Features and benefits

- ▶ Trench MOSFET technology
- ▶ NPN transistor built-in bias resistors
- ▶ Small and leadless ultra thin SMD plastic package: 2 x 2 x 0.65 mm
- ▶ Exposed drain pad for excellent thermal conduction

Applications

- ▶ Charging switch for portable devices
- ▶ High-side load switch
- ▶ USB port overvoltage protection
- ▶ Power management in battery-driven portables
- ▶ Hard disk and computing power management














A p-channel MOSFET as main switch combined with a driver bipolar transistor including resistors, in one package for use in e.g. VBUS protection switches.




Scalable and flexible discrete solutions built on NXP's broad packaging and technology portfolio.

Single N-channel MOSFETs

Package name and dimensions (mm)	Type number	V _{GS} max (V)	V _{DS} max (V)	ESD HBM (kV)	I _D max (A)	V _{GSon} min (V)	V _{GSon} max (V)	R _{DSon} max @ V _{GS} = 10 V (mΩ)	R _{DSon} max @ V _{GS} = 5 V (mΩ)	R _{DSon} max @ V _{GS} = 4.5 V (mΩ)	R _{DSon} max @ V _{GS} = 2.5 V (mΩ)	R _{DSon} max @ V _{GS} = 1.8 V (mΩ)	Q _{g(resh)} typ (nC)	C _{iss} typ (pF)	Automotive qualified			
 DFN1006B-3 1.0 x 0.6 x 0.37	PMZB290UNE	20	8	-	1	0.50	0.95				380	620	1100	0.45	55	N		
	PMZB290UN	20	8	-	1	0.45	0.95				350	450	650	0.89	45	N		
	PMZB300XN	20	12	-	1	0.50	1.5				380	550		0.72	34	N		
	PMZB370UNE	30	8	1	0.9	0.50	1.05				490	750	1300	0.77	52	N		
	PMZB420UN	30	8	-	0.9	0.45	0.95				490	590	760	0.75	43	N		
	NX3008NBKMB	30	8	2	0.53	0.60	1.1				1400	2100	2800	0.52	34	N		
	PMZB380XN	30	12	-	0.93	0.50	1.5				460	680		0.65	37	N		
	PMZB790SN	60	20	-	0.65	1.00	3	940			1650			1.05	23	N		
	2N7002BKMB	60	20	2	0.45	1.00	2.5	1600	2000					0.5	33	N		
	PMZ250UN	20	8	-	2.28	0.45	0.95				300	400	600	0.89	45	N		
 DFN1006-3 1.0 x 0.6 x 0.5	PMZ270XN	20	12	-	2.15	0.50	1.5				340	520		0.72	34	N		
	PMZ1000UN	30	8	-	0.48	0.45	0.95				1000	1100	1400	0.89	43	N		
	PMZ390UN	30	8	-	1.78	0.45	0.95				460	560		0.89	43	N		
	PMZ350XN	30	12	-	1.87	0.50	1.5				420	650		0.65	37	N		
	PMZ760SN	60	20	-	1.22	1.00	3	900			1600			1.05	23	N		
	2N7002BKM	60	20	2	0.45	1.00	2.5	1600	2000					0.5	33	N		
	PMR290UNE	20	8	2	0.7	0.50	0.95				380	620	1100	0.45	55	Y		
	PMR280UN	20	8	-	0.98	0.45	1				340	430		0.89	45	N		
	PMR290XN	20	12	-	0.97	0.50	1.5				350	550		0.72	34	N		
	NX3008NBKT	30	8	2	0.35	0.60	1.1				1400	2100	2800	0.52	34	Y		
 SOT416 1.6 x 0.8 x 0.77	PMR400UN	30	8	-	0.8	0.45	1				480	580		0.89	43	N		
	PMR370XN	30	12	-	0.84	0.50	1.5				440	650		0.65	37	N		
	NX3020NAKT*	30	20	yes	0.18	0.80	1.5	4500			5200			0.33	11	N		
	2N7002BKT	60	20	2	0.29	1.00	2.5	1600	2000					0.5	33	Y		
	2N7002PT	60	20	-	0.31	1.00	2.5	1600	2000					0.6	30	Y		
	 SOT666 1.6 x 1.2 x 0.55	NX3020NAKV*	30	20	yes	0.18	0.80	1.5	4500			5200			0.33	11	N	
		 SOT323 2.0 x 1.25 x 0.95	PMF280UN	20	8	-	1.02	0.45	1				340		660	0.89	45	N
			PMF63UN	20	8	-	1.9	0.40	1				74	96	162	2.2	185	N
			PMF290XN	20	12	-	1	0.50	1.5				350	550		0.72	34	N
			NX3008NBKW	30	8	2	0.35	0.60	1.1				1400	2100	2800	0.52	34	Y
PMF400UN			30	8	-	0.83	0.45	1				480	580	830	0.89	43	N	
PMF250XN			30	12	-	0.9	0.50	1.5				300	540		0.74	50	N	
PMF370XN			30	12	-	0.87	0.35	-				440	650		0.65	37	N	
PMF77XN			30	12	-	1.63	0.50	1.5				97	142		1.9	170	N	
PMF87EN			30	20	-	1.95	1.00	2.5	80			110			3.1	135	N	
NX3020NAKW*	30		20	yes	0.18	0.80	1.5	4500			5200			0.33	11	N		
 SOT363 2.0 x 1.25 x 0.95	BSH121	55	8	-	0.3	0.40	1.3				4000	5000		1	17	N		
	BSS138BKW	60	20	1.5	0.32	0.48	1.6	1600			2200	6500		0.6	42	Y		
	2N7002BKW	60	20	2	0.31	1.00	2.5	1600	2000					0.5	33	Y		
	2N7002PW	60	20	-	0.31	1.00	2.5	1600	2000					0.6	30	Y		
	BSS138PW	60	20	-	0.32	0.90	1.5	1600	2000					0.72	38	Y		
	NX7002AKW	60	20	yes	0.17	1.10	2.1	4500	5200					0.33	11	N		
	 SOT23 2.9 x 1.3 x 1.0	PMG45UN	20	8	-	2.8	0.40	1				55	76	125	2.2	184	N	
		PMGD280UN	20	8	-	0.87	0.45	1				340	430		0.89	45	N	
		PMG370XN	30	12	-	0.96	0.50	1.5				440	650		0.65	37	N	
		PMV65UN	20	8	-	2	0.40	1				76	97	156	2.5	185	N	
PMV170UN*		20	8	-	1.4	0.40	1				188	235	335			N		
BSH105		20	8	-	1.05	0.40	-				200	250		3.9	152	N		
PMV16UN		20	8	-	5.8	0.40	1				18	23	40	7.4	670	N		
PMV28UN		20	8	-	3.3	0.40	1				32	40	65	5.8	470	N		
PMV185XN*		20	12	-	1.3	0.50	1.5				220	330				N		
PMV30XN		20	12	-	3.2	0.50	1.5				35	60		4.9	420	N		
 SOT457 2.9 x 1.5 x 1.0	NX3008NBK	30	8	2	0.4	0.60	1.1				1400	2100	2800	0.52	34	Y		
	BSH103	30	8	-	0.85	0.40	-				400	500	600	2.1	83	N		
	PMV20XN	30	12	-	4.8	0.50	1.5				25	35		6.4	585	N		
	PMV90EN	30	20	-	2.1	1.00	2.5	84			115			2.6	132	N		
	BSH108	30	20	-	1.9	1.00	2	120	140					6.4	190	N		
	NX3020NAK*	30	20	yes	0.2	0.80	1.5	4500			5200			0.33	11	N		
	PMV22EN	30	20	-	5.2	1.00	2.5	22			29			8.6	480	N		
	PMV37EN	30	20	-	3.1	1.00	2.5	36			47			6.5	330	N		
	PMV45EN	30	20	-	5.4	1.00	2	42			54			9.4	350	N		
	BSN20	50	20	-	0.173	0.40	1.8	15000	20000					-	17	N		
 SOT89 4.5 x 2.5 x 1.5	BSH111	55	10	-	0.335	0.40	1.3				4000	5000		1	17	N		
	BSS138BK	60	20	1.5	0.36	0.48	1.6	1600			2200	6500		0.6	42	Y		
	2N7002BK	60	20	2	0.35	1.00	2.5	1600	2000					0.5	33	Y		
	2N7002P	60	20	-	0.36	1.00	2.5	1600	2000					0.6	30	Y		
	BSS138P	60	20	-	0.36	0.90	1.5	1600	2000					0.72	38	Y		
	NX7002AK	60	20	yes	0.19	1.10	2.1	4500	5200					0.33	11	N		
	2N7002	60	30	-	0.3	1.00	2.5	5000			5300			-	31	N		
	BST82	100	20	-	0.19	1.00	-				10000			-	25	N		
	BSH114	100	20	-	0.85	2.00	4	500						4.6	138	N		
	BSS123	100	20	-	0.15	1.00	2.8	6000						-	23	N		
 SOT457 2.9 x 1.5 x 1.0	PMV2135N	100	30	-	1.9	2.00	4	250					7	330	N			
	PMN25UN	20	8	-	6	0.40	1				27	35	58	6.4	470	N		
	PMN15UN	30	8	-	8	0.40	1				18	23	36	9	845	N		
	PMN34UN	30	8	-	4.9	0.45	-				46	54		9.9	790	N		
	PMN22XN	30	12	-	5.7	0.50	1.5				27	37		6.4	585	N		
	PMN25EN	30	20	-	6.2	1.00	2.5	23			31			9.6	492	N		
	PMN20EN	30	20	-	6.7	1.00	2.5	20			25			12.4	630	N		
	PMN35EN	30	20	-	5.1	1.00	2.5	31			43			6.2	334	N		
	 SOT89 4.5 x 2.5 x 1.5	BSS87	200	20	-	0.4	0.80	2.8	3000						100	N		










* in development, release Q3/2012

Single N-channel MOSFETs

Package name and dimensions (mm)	Type number	V _{DS} max (V)	V _{GS} max (V)	ESD HBM (kV)	I _B max (A)	V _{GSth} min (V)	V _{GSth} max (V)	R _{DS(on)} max @ V _{GS} = 10 V (mΩ)	R _{DS(on)} max @ V _{GS} = 5 V (mΩ)	R _{DS(on)} max @ V _{GS} = 4.5 V (mΩ)	R _{DS(on)} max @ V _{GS} = 2.5 V (mΩ)	R _{DS(on)} max @ V _{GS} = 1.8 V (mΩ)	Q _{g(resh)} typ (nC)	C _{iss} typ (pF)	Automotive qualified
 SOT223 6.5 x 3.5 x 1.65	PMT21EN	30	20	-	7.4	1.00	2.5	21		26			12.5	588	N
	PMT29EN	30	20	-	6	1.00	2.5	29		36			9.6	492	N
	BSP030	30	20	-	10	1.00	2.8	30	50				24	770	N
	BSP100	30	20	-	6	1.00	2.8	100		200			6	250	N
	PHT6N06LT	55	13	yes	5.5	1.00	2		150				4.5	250	N
	PHT6N06T	55	13	2	5.5	2.00	4	150					6	190	N
	PHT8N06LT	55	13	yes	7.5	1.00	2		80				11.2	500	N
	PHT4N010LT	100	16	-	3.5	1.00	2		250				6.8	374	N
	PMT200EN*	100	20	-	1.8	1.30	2.7	235			270		7.4	314	N
	PMT760EN*	100	20	-	0.9	1.30	2.7	950			1000		2.4	108	N
	BSP110	100	20	-	0.52	1.00	-			10000			-	25	N
	PHT4N010T	100	20	-	3.5	2.00	4	250					7.4	300	N
	PHT6N010T	100	20	-	6.5	2.00	4	90					21	633	N
	BSP122	200	20	-	0.55	0.40	2	2500					-	100	N
	BSP89	240	20	-	0.375	0.80	2	5000			7500		-	100	N
	BSP126	250	20	-	0.375	0.80	2	5000				7500	-	100	N
	BSP130	300	20	-	0.35	0.80	2	6000				10000	-	100	N

* in development, release Q3/2012

Single P-channel MOSFETs

Package name and dimensions (mm)	Type number	V _{DS} max (V)	V _{GS} max (V)	ESD HBM (kV)	I _B max (A)	V _{GSth} min (V)	V _{GSth} max (V)	R _{DS(on)} max @ V _{GS} = 10 V (mΩ)	R _{DS(on)} max @ V _{GS} = 5 V (mΩ)	R _{DS(on)} max @ V _{GS} = 4.5 V (mΩ)	R _{DS(on)} max @ V _{GS} = 2.5 V (mΩ)	R _{DS(on)} max @ V _{GS} = 1.8 V (mΩ)	Q _{g(resh)} typ (nC)	C _{iss} typ (pF)	Automotive qualified	
 DFN1006B-3 1.0 x 0.6 x 0.37	PMZB350UPE	20	8	2	1	0.45	0.95						1.3	127	N	
	PMZB670UPE	20	8	2	0.68	0.50	1.3				850	1500	2800	0.76	58	N
	NX3008PBKMB	30	8	2	0.3	0.60	1.1				4100	6500		0.55	31	N
	BSS84AKMB	50	20	1	0.23	1.10	2.1	7500	8500					0.26	24	N
 DFN1006-3 1.0 x 0.6 x 0.5	BSS84AKM	50	20	1	0.23	1.10	2.1	7500	8500					0.26	24	Y
 SOT416 1.6 x 0.8 x 0.77	PMR670UPE	20	8	2	0.48	0.50	1.3			850	1500	2800	0.76	58	Y	
	NX3008PBKT	30	8	2	0.2	0.60	1.1			4100	6500		0.55	31	Y	
	BSS84AKT	50	20	1	0.15	1.10	2.1	7500	8500					0.26	24	Y
 SOT323 2.0 x 1.25 x 0.95	PMF170XP	20	12	-	1	0.65	1.15			200	300		2.6	280	N	
	NX3008PBKW	30	8	2	0.2	0.60	1.1			4100	6500		0.55	31	Y	
	BSS84AKW	50	20	1	0.15	1.10	2.1	7500	8500					0.26	24	Y
 SOT363 2.0 x 1.25 x 0.95	PMG85XP	20	12	-	2	0.65	1.15			115	160		4.8	560	N	
	BSH205	12	8	-	0.75	0.40	-				500		3.8	200	N	
 SOT23 2.9 x 1.3 x 1.0	PMV33UPE	20	8	2	5.3	0.45	0.95			36	47	65	14.7	1820	N	
	PMV160UP	20	8	-	1.2	0.45	0.95			210	270	380	3.3	365	N	
	NX2301P	20	8	-	2	0.50	1.1			120	190	270	4.5	380	Y	
	PMV32UP	20	8	-	4	0.45	0.95			36	46	73	15.5	1890	N	
	PMV75UP*	20	12	-	2.2	0.47	0.9			87	118	145	6.7	560	N	
	PMV48XP	20	12	-	3.5	0.75	1.25			55	81		8.5	1000	N	
	PMV65XP	20	12	-	3.9	0.55	0.95			76	112		7.6	725	N	
	NX3008PBK	30	8	2	0.23	0.60	1.1			4100	6500		0.55	31	Y	
	BSH203	30	8	-	0.47	0.40	-			900	1100		2.2	110	N	
	BSH202	30	20	-	0.52	1.00	-	900					2.9	80	N	
	BSS84AK	50	20	1	0.18	1.10	2.1	7500	8500					0.26	24	Y
	BSH201	60	20	-	0.3	1.00	-	2500					3	70	N	
	BSH207	12	8	-	1.52	0.40	-				150		8.8	500	N	
	 SOT457 2.9 x 1.5 x 1.0	PMN40UPE*	20	8	4	6	0.45	0.95			43	55	72	15.6	1820	N
PMN27UP		20	8	-	5.7	0.45	0.95			32	41	66	21	2340	N	
PMN34UP		20	8	-	5	0.45	0.95			40	48	66	15.5	1950	N	
PMN27XPE*		20	12	2	5.7	0.75	1.25			30	44		15	1770	N	
PMN42XPE*		20	12	2	4.5	0.75	1.25			46	64		11.5	1410	N	
PMN70XPE*		20	12	2	4.1	0.75	1.25			85	129		5.2	602	N	
PMN80XP		20	12	-	3.2	0.45	1			102	125	156	5	550	N	
PMN48XP		20	12	-	4.1	0.75	1.25			55	82		8.7	1000	N	
 SOT89 4.5 x 2.5 x 1.5		BSS192	240	20	-	0.2	0.80	2.8	12000					-	55	N
 SOT223 6.5 x 3.5 x 1.65	BSP250	30	20	-	3	1.00	2.8	250		400			-	250	N	
	BSP220	200	20	-	0.225	0.80	2.8	12000					-	65	N	
	BSP225	250	20	-	0.225	0.80	2.8	15000					-	65	N	
	BSP230	300	20	-	0.21	1.95	2.8	17000					-	60	N	

* in development, release Q3/2012

Dual MOSFETs

Package name	Type number	channel type	V _{DS} max (V)	V _{GS} max (V)	ESD HBM (kV)	I _B max (A)	V _{GSth} min (V)	V _{GSth} max (V)	R _{DS(on)} max @ V _{GS} = 10 V (mΩ)	R _{DS(on)} max @ V _{GS} = 5 V (mΩ)	R _{DS(on)} max @ V _{GS} = 4.5 V (mΩ)	R _{DS(on)} max @ V _{GS} = 2.5 V (mΩ)	R _{DS(on)} max @ V _{GS} = 1.8 V (mΩ)	Q _{G(lead)} typ (nC)	C _{iss} typ (pF)	Automotive qualified	
N	DFN2020-6 2.0 x 2.0 x 0.65	PMDPB28UN	20	8	-	5.8	0.40	1			37	51	83	3.1	265	N	
		PMDPB42UN	20	8	-	5.1	0.40	1			50	70	123	2	185	N	
		PMDPB38UNE*	20	8	1.6	4.5	0.40	1			46	61	90	2.9	268	N	
		PMDPB30XN*	20	12	-	5.3	0.40	0.9			40	53	75	14.4	660	N	
		PMDPB56XN	30	12	-	4	0.50	1.5			73	124		1.9	170	N	
		PMDPB95XNE*	30	12	1.6	2.7	0.50	1.5			120	165				N	
	SOT363 2.0 x 1.25 x 0.95	PMDPB70EN	30	20	-	4.5	1.00	2.5	57			88			3	130	N
		PMGD130UN	20	8	-	1.3	0.40	1			145	204	318	0.88	83	N	
		PMGD290XN	20	12	-	0.86	0.50	1.5			350	550		0.72	34	N	
		PMGD400UN	30	8	-	0.71	0.45	1			480	580		0.89	43	N	
		NX3008NBKS	30	8	2	0.35	0.60	1.1			1400	2100	2800	0.52	34	Y	
		PMGD175XN	30	12	-	1	0.50	1.5			225	340		0.7	75	N	
		PMGD370XN	30	12	-	0.74	0.50	1.5			440	650		0.65	37	N	
		NX3020NAKS*	30	20	yes	0.18	0.80	1.5	4500			5200			0.33	11	N
		BSS138PS	60	20	-	0.32	0.90	1.5	1600	2000					0.72	38	Y
		BSS138BKS	60	20	1.5	0.32	0.48	1.6	1600		2200	6500			0.6	42	Y
		2N7002BKS	60	20	2	0.3	1.00	2.5	1600	2000					0.5	33	Y
		2N7002PS	60	20	-	0.32	1.00	2.5	1600	2000					0.6	30	Y
		NX7002AKS	60	20	yes	0.17	1.10	2.1	4500	5200					0.33	11	N
		SOT666 1.6 x 1.2 x 0.55	PMDT290UNE	20	8	2	0.8	0.50	0.95			380	620	1100	0.45	55	Y
NX3008NBKV	30		8	2	0.4	0.60	1.1			1400	2100	2800	0.52	34	Y		
2N7002BKV	60		20	2	0.34	1.00	2.5	1600	2000					0.5	33	Y	
2N7002PV	60		20	-	0.35	1.00	2.5	1600	2000					0.6	30	Y	
PMDPB58UPE	20		8	2	4.5	0.45	0.95			67	95	137	6.3	804	N		
PMDPB65UP	20		8	0.8	3.5	0.50	1.5			70	90	150	4.5	380	N		
P	DFN2020-6 2.0 x 2.0 x 0.65	PMDPB85UPE	20	8	2	3.7	0.45	0.95			103	146	210	5.4	514	N	
		PMDPB55XP	20	12	-	4.5	0.47	0.9			70	90	135	16.5	785	N	
		PMDPB70XPE	20	12	2	4.2	0.75	1.25			97	123		5	600	N	
		PMDPB80XP	20	12	-	3.7	0.40	1			102	125	156	5.7	550	N	
		PMDPB70XP	30	12	-	3.8	0.45	1			87	110		5.2	680	N	
		PMC85XP	30	12	-	3.4	0.45	1			110	140		5.2	680	N	
	SOT363 2.0 x 1.25 x 0.95	NX3008PBKS	30	8	2	0.2	0.60	1.1			4100	6500		0.55	31	Y	
		BSS84AKS	50	20	1	0.16	1.10	2.1	7500	8500				0.26	24	Y	
		SOT666 1.6 x 1.2 x 0.55	PMDT670UPE	20	8	2	0.55	0.50	1.3			850	1500	2800	0.76	58	Y
			NX3008PBKV	30	8	2	0.22	0.60	1.1			4100	6500		0.55	31	Y
BSS84AKV	50	20	1	0.17	1.10	2.1	7500	8500				0.26	24	Y			

* in development, release Q3/2012

Complementary types

Package name	Type number	channel type	V _{DS} max (V)	V _{GS} max (V)	ESD HBM (kV)	I _B max (A)	V _{GSth} min (V)	V _{GSth} max (V)	R _{DS(on)} max @ V _{GS} = 10 V (mΩ)	R _{DS(on)} max @ V _{GS} = 5 V (mΩ)	R _{DS(on)} max @ V _{GS} = 4.5 V (mΩ)	R _{DS(on)} max @ V _{GS} = 2.5 V (mΩ)	R _{DS(on)} max @ V _{GS} = 1.8 V (mΩ)	Q _{G(lead)} typ (nC)	C _{iss} typ (pF)	Automotive qualified
SOT666 1.6 x 1.2 x 0.55	NX1029X	N	60	20	2	0.33	1.1	2.1	1600	2000				0.5	33	Y
		P	50	20	1	0.17	1.1	2.1	7500	8500				0.26	24	Y
	NX3008CBKV	N	30	8	2	0.4	0.6	1.1			1400	2100	2800	0.52	34	Y
		P	30	8	2	0.22	0.6	1.1			4100	6500		0.55	31	Y
	PMDT290UCE	N	20	8	2	0.8	0.5	0.95			380	620	1100	0.45	55	Y
		P	20	8	2	0.55	0.5	1.3			850	1500	2800	0.76	58	Y
TSSOP6 2.0 x 1.25 x 0.95	NX3008CBKS	N	30	8	2	0.35	0.6	1.1			1400	2100	2800	0.52	34	Y
		P	30	8	2	0.2	0.6	1.1			4100	6500		0.55	31	Y
DFN2020-6 2.0 x 2.0 x 0.65	PMCPB5530X*	N	20	12	-	5.3	0.4	0.9			40	53	75	14.4	660	N
		P	20	12	-	4.5	0.47	0.9			70	90	135	16.5	785	N

* in development, release Q3/2012

www.nxp.com

© 2012 NXP Semiconductors N.V.

All rights reserved. Reproduction in whole or in part is prohibited without the prior written consent of the copyright owner. The information presented in this document does not form part of any quotation or contract, is believed to be accurate and reliable and may be changed without notice. No liability will be accepted by the publisher for any consequence of its use. Publication thereof does not convey nor imply any license under patent- or other industrial or intellectual property rights.

Date of release: June 2012

Document order number: 9397 750 17288

Printed in the Netherlands