

TUM/TUW Series

Ceramic Housed Axial Terminal Power



The TUM/TUW Series resistors are our most economical power resistors. They are recommended for commercial applications where low cost is critical.

They are available in small standard packs for standard values, or bulk packaged for even lower costs.

FEATURES

- Economical Commercial Grade for general purpose use
- Wirewound and Metal Oxide construction
- Wide resistance range
- Flameproof inorganic construction

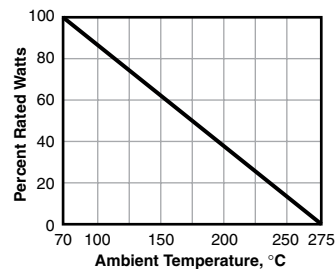
SERIES SPECIFICATIONS

Series	Wattage	Ohms	Voltage	Element
TUW3	3	0.01-39	350	Wirewound
TUW5	5	0.01-47	350	Wirewound
TUW7	7	0.10-680	500	Wirewound
TUW10	10	0.10-990	750	Wirewound
TUW15	15	0.10-1000	1000	Wirewound
TUM3	3	180-33K	350	Metal oxide
TUM5	5	220-50K	350	Metal oxide
TUM7	7	910-50K	500	Metal oxide
TUM10	10	1000-50K	750	Metal oxide
TUM15	15	1100-150K	1000	Metal oxide

CHARACTERISTICS

Housing	Ceramic
Core	Fiberglass or metal oxide
Filling	Cement based
Tolerance	5% standard
TCR	0.01-20Ω ±400ppm/°C 20-150KΩ ±350ppm/°C
Dielectric withstanding voltage	1,000VAC
Short time overload	TUW: 10x rated power for 5 sec. TUM: 5x rated power for 5 sec.

Derating Curve



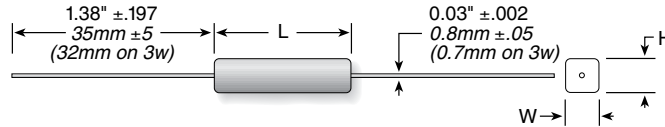
(continued)

TUM/TUW Series

Ceramic Housed Axial Terminal Power

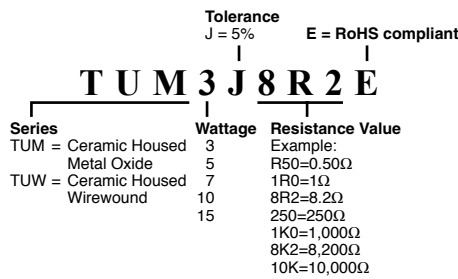
DIMENSIONS

(in./mm)



Series	Wattage	Length (±1mm)	Height (±1mm)	Width (±1mm)
TUW3	3	0.87 / 22	0.31 / 8	0.31 / 8
TUW5	5	0.87 / 22	0.35 / 9	0.39 / 10
TUW7	7	1.48 / 35	0.35 / 9	0.39 / 10
TUW10	10	1.93 / 49	0.35 / 9	0.39 / 10
TUW15	15	1.93 / 49	0.45/11.5	0.49 / 12.5
TUM3	3	0.87 / 22	0.31 / 8	0.31 / 8
TUM5	5	0.87 / 22	0.35 / 9	0.39 / 10
TUM7	7	1.48 / 35	0.35 / 9	0.39 / 10
TUM10	10	1.93 / 49	0.35 / 9	0.39 / 10
TUM15	15	1.93 / 49	0.45/11.5	0.49 / 12.5

ORDERING INFORMATION



Standard part numbers for TUW/TUM series

Ohmic value	Part No. Prefix ▶ Suffix ▼	Wattage					Ohmic value	Part No. Prefix ▶ Suffix ▼	Wattage					Ohmic value	Part No. Prefix ▶ Suffix ▼	Wattage											
		TUW3J-	TUW5J-	TUW7J-	TUW10J-	TUW15J-			TUW3J-	TUW5J-	TUW7J-	TUW10J-	TUW15J-			TUW3J-	TUW5J-	TUW7J-	TUW10J-	TUW15J-							
0.01	R01E	✓	✓				1.0	R0E	✓	✓	✓	✓	✓	33	33RE	✓	✓	✓	✓	✓	680	680E	✓	✓	✓	✓	✓
0.01	R01E	✓	✓				1.5	R05E	✓	✓	✓	✓	✓	39	39RE	✓	✓	✓	✓	✓	750	750E	✓	✓	✓	✓	✓
0.02	R02E	✓	✓				2.0	R0E	✓	✓	✓	✓	✓	43	43RE	✓	✓	✓	✓	✓	820	820E	✓	✓	✓	✓	✓
0.04	R04E	✓	✓				2.7	R07E	✓	✓	✓	✓	✓	47	47RE	✓	✓	✓	✓	✓	1000	1K0	✓	✓	✓	✓	✓
0.05	R05E	✓	✓				3.0	R0E	✓	✓	✓	✓	✓	56	56RE	✓	✓	✓	✓	✓	1500	1K5	✓	✓	✓	✓	✓
0.10	R10E	✓	✓	✓	✓	✓	3.3	R03E	✓	✓	✓	✓	✓	68	68RE	✓	✓	✓	✓	✓	2000	2K0	✓	✓	✓	✓	✓
0.15	R15E	✓	✓	✓	✓	✓	3.9	R09E	✓	✓	✓	✓	✓	75	75RE	✓	✓	✓	✓	✓	2700	2K7	✓	✓	✓	✓	✓
0.20	R20E	✓	✓	✓	✓	✓	4.3	R03E	✓	✓	✓	✓	✓	82	82RE	✓	✓	✓	✓	✓	3000	3K0	✓	✓	✓	✓	✓
0.27	R27E	✓	✓	✓	✓	✓	4.7	R07E	✓	✓	✓	✓	✓	100	100E	✓	✓	✓	✓	✓	3300	3K3	✓	✓	✓	✓	✓
0.30	R30E	✓	✓	✓	✓	✓	5.6	R06E	✓	✓	✓	✓	✓	150	150E	✓	✓	✓	✓	✓	3900	3K9	✓	✓	✓	✓	✓
0.33	R33E	✓	✓	✓	✓	✓	6.8	R08E	✓	✓	✓	✓	✓	200	200E	✓	✓	✓	✓	✓	4300	4K3	✓	✓	✓	✓	✓
0.39	R39E	✓	✓	✓	✓	✓	7.5	R05E	✓	✓	✓	✓	✓	270	270E	✓	✓	✓	✓	✓	4700	4K7	✓	✓	✓	✓	✓
0.43	R43E	✓	✓	✓	✓	✓	8.2	R02E	✓	✓	✓	✓	✓	300	300E	✓	✓	✓	✓	✓	5600	5K6	✓	✓	✓	✓	✓
0.47	R47E	✓	✓	✓	✓	✓	10	R0E	✓	✓	✓	✓	✓	330	330E	✓	✓	✓	✓	✓	6800	6K8	✓	✓	✓	✓	✓
0.56	R56E	✓	✓	✓	✓	✓	15	R05E	✓	✓	✓	✓	✓	390	390E	✓	✓	✓	✓	✓	7500	7K5	✓	✓	✓	✓	✓
0.68	R68E	✓	✓	✓	✓	✓	20	R0E	✓	✓	✓	✓	✓	430	430E	✓	✓	✓	✓	✓	8200	8K2	✓	✓	✓	✓	✓
0.75	R75E	✓	✓	✓	✓	✓	27	R07E	✓	✓	✓	✓	✓	470	470E	✓	✓	✓	✓	✓	10000	10K	✓	✓	✓	✓	✓
0.82	R82E	✓	✓	✓	✓	✓	30	R0E	✓	✓	✓	✓	✓	560	560E	✓	✓	✓	✓	✓							

Shaded area: change prefix to TUM